



Automation for gates and doors



**catalogue 2025**

2025



## GENERIC icons



Article



Product in conformity with European rules



Diameter



Operator with Encoder for position management and obstacles detection



Operator with 2 channels Encoder for position management and obstacles detection



Limit switches  
M = magnetic limit switches  
E = electromechanical limit switches  
S = mechanical stop



Electric-lock



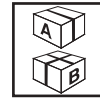
Speed




Patented



Quantity per package



Quantity per package type  
Small multi-box (A)  
Large multi-box (B)



Max packaging per pallet



3 years warranty



Integrated control board



Not self-locking operator  
(C=self-locking in closed position)  
(A=self-locking in opened position)



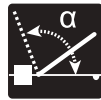
Motor power supply



## SPECIFIC icons



Bollard's height



Maximum opening angle



Rounds per minute



Stroke



Traction force



Boom length



Maximum door length



Maximum daily handling



Maximum Thrust




Maximum door weight



Product weight



Thickness













Maximum surface



Opening time



Inverter technology

	[	LIVI/X.....	20
		REV.....	26
		GULLIVER/N.....	30
	[	MAC.....	38
		STING.....	42
		LOOK.....	46
		OLI/N.....	50
		GEKO/X.....	54
		LIVI 502.....	60
		ANGOLO.....	64
		KIT LIVI 500.....	67
		GHOST 100.....	68
GHOST 200.....	72		
	[	LIVI 902.....	84
	[	ADVANCE/N.....	92
		SPACE/N.....	96
		TEO 700.....	100
	[	LATO.....	104
	[	LIVI 550 PL.....	108
	[	WILL 140 E.....	111
	[	PASS/N.....	116
		STOP/N.....	120
		TRAFIK/N.....	124
	[	ROCK.....	130
	[	NETLINK DEVICES	
		AND ACCESSORIES.....	136

# 1993

Piovene Rocchette - Italy

## DEA System comes to life

DEA's **vision** has always been **multinational** from the very beginning of its activities. We exported our challenge and values **32 years ago**, becoming a company highly renowned and appreciated worldwide for its quality automation products.

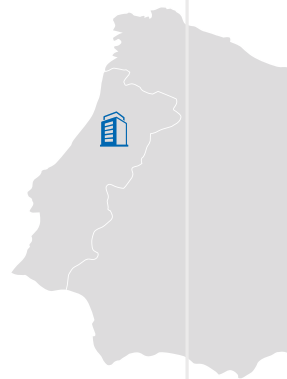



## Branches in EEC and non-EEC countries

8 branches have been opened since 2012: this is the result of the **increasing need for local resource and capability**, coming from the positive feedback received by the international markets.

Six branches in France, two in the UK, one in Germany, Spain, Portugal, Belarus, Poland and Australia contribute to the promotion of the DEA brand, while guaranteeing and protecting the quality of its products.

- ✓ Italy (Piovene Rocchette HQ)
- ✓ France (Lyon, Nantes, Toulouse, Bordeaux, Montpellier, Marseille)
- ✓ United Kingdom (Hatfield - GB, Cookstown - IRE)
- ✓ Spain (Barcelona)
- ✓ Portugal (Viseu)
- ✓ Germany (Markt Indersdorf)
- ✓ Poland (Kęty)
- ✓ Belarus (Minsk)
- ✓ Australia (Sydney)





270

People all over the world



2

Production plants in Italy



Headquarter  
Piovane Rocchette

New branch  
Sydney

# DEA goes green because we care about the future

Here are the macro-categories we are working on



Digitising documents and reducing paper waste



Switching to electric vehicles and rail transport



Use of packaging made of recycled cardboard



Improving energy efficiency in production facilities



Construction of a new 0% emissions plant



Supply chain management

**DEA** gate  
motors

GRESINI RACING  
**BK8**  
NEWS  
MotoGP

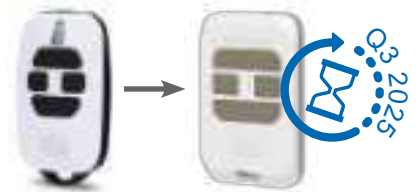
OFFICIAL SPONSOR



Experience the world motorbike  
championship with DEA

Official Sponsor

# GTX



Multifunction remote control, with 2 and 4 channels, featuring a new design and 4 models available.

## GTX4

cod. 672673



## GTX2

cod. 672670



4 and 2-channel remote control, frequency 433.92 MHz

## GTX4/868

cod. 672681



## GTX2/868

cod. 672680



4 and 2-channel remote control, frequency 868 MHz

## GTX4M

cod. 672662



## GTX2M

cod. 672660



**Cloning** remote control, 4 and 2 channels, frequency 433.92 MHz

## GTX4N

cod. 672674




## GTX2N

cod. 672671



Anthracite remote control, 4 and 2 channels, frequency 433.92 MHz



## Which encodings can the GTX have?

GTX remotes are **multifunction** and have **three** possible encodings:

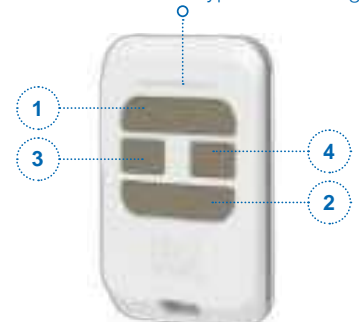
**DIP SWITCH** fixed code transmission (12 bit)

**HCS Rolling Code** variable code transmission (64 bit)

**D.A.R.T. (DEA Advanced Rolling Code Transmission)** the new Rolling Code encoding with a non-copyable DEA System encryption key. To use this encoding, the receiver must be set to the same D.A.R.T. mode.

Encoding	Receiver requirements	Security	Led
DIP SWITCH	DIP SWITCH	Weak	
HCS ROLLING CODE	HCS Rolling code (64 bit) - HCS Fix code (32 bit)	Good	
D.A.R.T.	D.A.R.T.	High	
Custom encryption key * (Programmed via NET-BOX)	Programming via NET-BOX or NET-COM	Maximum	Rolling code D.A.R.T.

**Button order**  
LED indicator of the type of encoding



\*To check if the Key code (custom encryption key) is present on the remote, hold the top button and wait for an orange flash.

DIP SWITCH



HCS Rolling code



D.A.R.T.



# LINE-X - LINE-X/L



Outdoor photocell pairs, in mini or standard versions, with a completely new design.

## LINE-X/L

cod. 662050



Wall-mounted orientable photocell pair with synchronized operation. Range 20m

## LINE-X/LB

cod. 662051

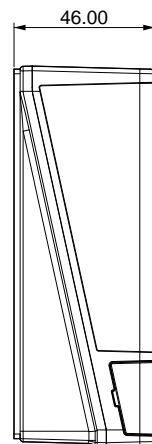
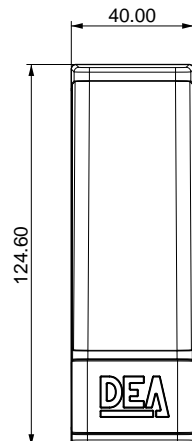


Wall-mounted orientable photocell pair with **battery-powered** transmitter. Range 7/15m



180° rotation mechanism to ease alignment

Cable entry from the back or underneath with PG option



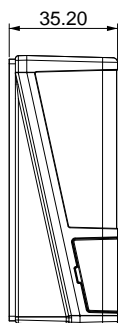
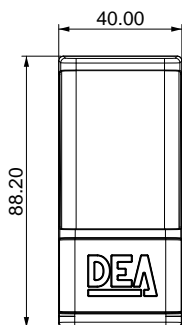
Want extra protection for your photocells?

## LINE-X

cod. 662081



Mini outdoor photocell pair with synchronized operation. Max range 20m




## LINEAR/SHIELD

cod. 662047



Orientable photocell pair, LINEAR model, with anti-vandal aluminum protection.

# AURA-X



A single flashing light, multi-voltage and multi-frequency, with a renewed design.



cod. 661131

Jumper for frequency selection:

- 433 MHz
- 868 MHz



LED circuit with 18 high-brightness white light points, distributed on both sides

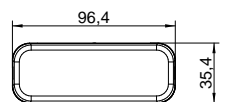
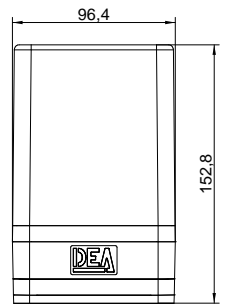
Jumper for selecting fixed or flashing light

Available in two colors:

- smoked white
- smoked yellow



cod. 661132



## Installation method:

The rotating bracket allows AURA-X to be installed on both horizontal and vertical surfaces.



New **wired** numeric keypad with NFC reader



### NFC technology

Card reader with NFC technology at 13.56 MHz

### Memory

Can store up to 2000 codes and cards



### The command can be sent via:

- 4 radio channels (433 MHz)
- 2 relay outputs (OUT1 and OUT2)
- UART cable to be connected to the NET control board

### NETLINK technology



Integrated Bluetooth module for programming and updating via the DEAinstaller app

### Vandal protection

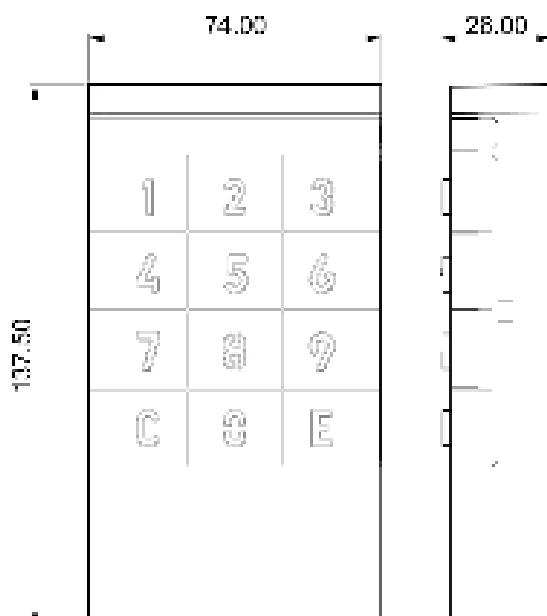
Certified IK09 degree of mechanical resistance, offering excellent protection against impacts or potential external damage. By using the UART cable, command transmission is encrypted, ensuring effective protection against tampering.

### Remote management



Possibility to connect to NETCOM for remote device management

## Prefer a battery-powered device?



### DIGIRAD/N

cod. 663320

Radio-only numeric keypad (433 MHz), with 4 channels, powered by 2 CR2450 batteries.

### Choose your favourite colour

The DIGIRAD/N - DIGILINK keypad can be customised in two optional colours. (DIGICOVER)



**DIGICOVER SILVER**  
cod. 679250


**DIGICOVER CORTEN**  
cod. 679251

# IRONBOX/XS/N




Anti-vandal painted steel box for REV/IB and GULLIVER/N/IB with mounting plate.  
This new version allows quick ground fixing and, thanks to combinable accessories, easily adapts to any configuration.

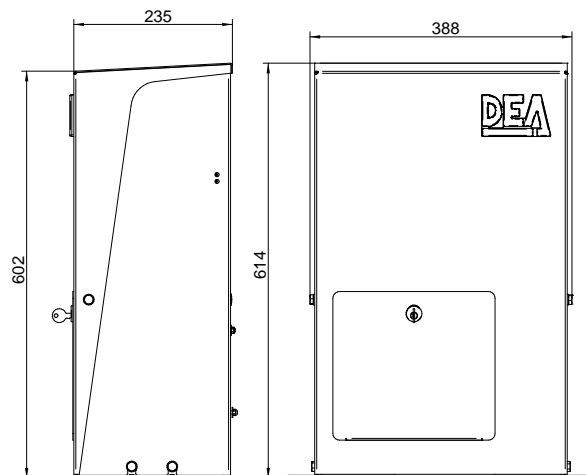
DIN rail for mounting compatible accessories



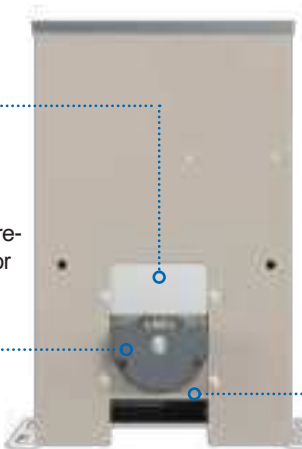
Control board with box (not included).




Mounting plate for REV/IB and GULLIVER/N/IB, height 25 mm, with slots outside the housing for easier installation



Magnetic limit switch pre-installed on the operator and plastic protection



Possibility to raise the operator using the additional plate REV-GULLIVER/B IB h=40mm (code 619077)



35 mm pinion and pinion cover already mounted on the operator



cod. 619101

## Optional compatible accessories



### Long pinion

L = 60mm

- Z15/IB REV - cod. 360674
- Z18/IB REV - cod. 360673
- Z18/IB GULLIVER - cod. 360412



### FM/IB (cod. 619074)

Cylindrical magnetic limit switch and adjustable plates H=78mm for fixing the magnets



### Metal pinion cover

(cod. 619075)  
for pinion L = 60mm



### REV/GULLIVER/B IB (cod. 619077)

Supplementary plate H = 40mm to raise the motor inside the housing

# IRONBOX/N

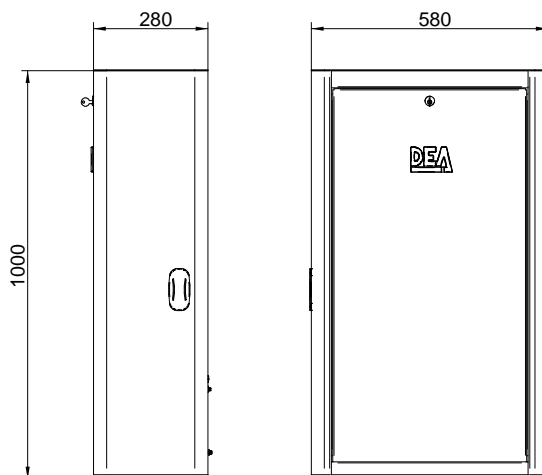


Vandal-proof painted steel box (RAL 7016) for REV/IB and GULLIVER/N/IB with foundation plate included.

This new version, thanks to an additional plate, allows the motor to be raised 40 mm from the ground and to use both the standard magnetic limit switches (supplied as standard on IB motors) and a cylindrical magnetic limit switch (available as an accessory and to be used with a long pinion L = 60 mm)



cod. 619081



Control board with box (not included)



Foundation plate  
h=10mm for REV/IB  
and GULLIVER/N/IB



Magnetic limit switch pre-installed on the operator and plastic protection. 35 mm pinion and pinion cover already mounted on the operator



Possibility to raise the operator using the additional plate REV-GULLIVER/B IB h=40mm (code 619077)

## IB operators

Operator without control board with:

- pinion L = 35mm
- magnetic limit switch sensor fixed to the operator base
- adjustable plates for magnet mounting

- **REV220/IB/M** - cod. 616007
- **REV220/RF/IB/M** - cod. 616008
- **REV24/IB/M** - cod. 616031



- **GULLIVER/N/IB/M** - cod. 613606
- **GULLIVER/N/3P/IB/M** - cod. 613617



# GREEN ENERGY-X cod. 681056

Improved solar power system, to be used in installations with the NET24N control board.



## Energy efficiency

Two 18Ah backup batteries and more efficient circuits to control battery charge duration

## **NEW** Power consumption reduction

New circuit, to be connected to the NET24N control unit, that reduces consumption in standby phases and ensures longer battery life in adverse weather conditions

## Compatible accessories (not included in the GREEN ENERGY/X)

### **SOLAR PANEL/XL** cod. 681054

Solar panel with 30Wp power, allowing faster recharging



### **CHARGER/X** cod. 681052

External power supply to connect GREEN ENERGY/X to a power socket for additional charging



# Range of reversible operators

## Why choose a reversible operator?

DEA reversible motors are the ideal choice in situations that require motor release independently from the manual release system, such as:



Condominium complexes



Facilities without pedestrian access and where the motor is in a hard-to-reach position in case of a power outage and the need for manual release



Public buildings  
(schools, hospitals)



Facilities subject to regulations on easy access for emergency vehicles

**REV** Equipped with a motor with an electromagnetic brake



1400kg

- REV220/RFM - cod. 616004
- REV220/RF/IB - cod. 616006



**STING** Operates with 230V relay included with the motor



3,5m - 330kg

- STING/24R - cod. 625060



**LOOK** Operates with 230V relay included with the motor



5m - 280kg

- 373R/SC - cod. 627127
- 374R/SC - cod. 627133



**OLI/N** Models with different hydraulic release configurations



4,5m - 500kg

- OLI 602AN - cod. 624005
- OLI 602LAN - cod. 624055
- OLI 602N - cod. 624004
- OLI 602LN - cod. 624054

- OLI 604N - cod. 624023
- OLI 604LN - cod. 624073
- OLI 606N - cod. 624043
- OLI 606LN - cod. 624093

- OLI 607AN - cod. 624104
- OLI 607LAN - cod. 624114



# Adapter plates

Adapter kits designed for quick replacement of motors from other brands, minimizing masonry work

For residential sliding operators

## KIT ADA LIVI MULTIBRAND

cod. 619014

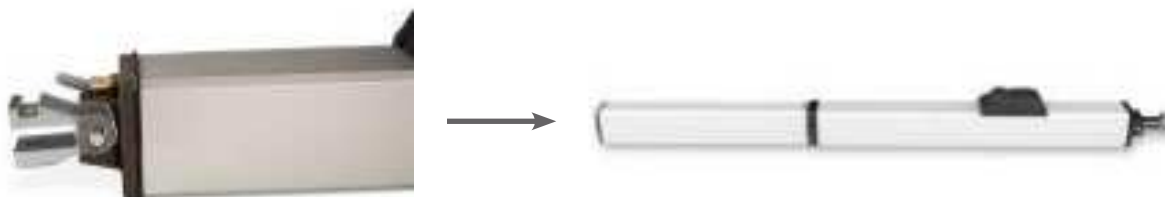


Base for adapting multibrand plates with LIVI/X

For hydraulic swing operators

## KIT ADA/FKS

cod. 629400



Adapter kit for OLI/N, for systems with bracket center distance of 960mm and operator stroke of 270mm

For underground swing operators

## KIT ADAB - ADA 115/C

cod. 629391 - 629392

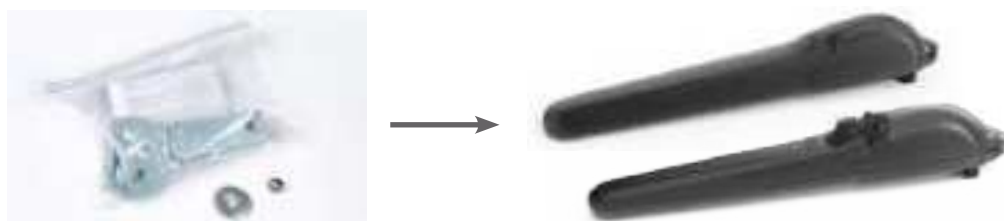


Adapter kit for other foundation boxes, usable with GHOST 100 and GHOST 200

For electromechanical swing operators

## KIT ADA MAC-STING/C-300

cod. 629401



Adapter kit for MAC and STING operators with bracket centre distance of 720mm and stroke of 300mm



# NETCOM

**Installation's maintenance and remotes management.**

All the functions you need in just one device. From your office.

# Remote management

NETCOM is a multi-faceted tool that adapts to different kinds of usage. **Available in 4G**



NETCOM is to be used with DEACloud: the website that allows you to manage all your devices with NETLINK technology.

<https://cloud.deasystem.com>



Watch the video!

	features	NETCOM + SIM BASE	NETCOM + SIM PRO	NETCOM
<b>general</b>	M2M SIM (machine to machine)	* Prepaid 2G / 3G / 4G multi operator SIM valid for 5 years (max. 2MB/month)	* Prepaid 2G / 3G / 4G multi operator SIM valid for 5 years (max. 10MB/month)	without SIM
	programming with DEACloud through:	SIM (remote connection)	SIM (remote connection)	USB (local connection)
	editing parametres remotely	✓	✓	✗
	enabling the "Manager" account	✓	✓	✗
<b>access tools</b>	access through a GSM call (200 phone numbers can be registered)	✓	✓	✗
	access to all features of remote control management	✓	✓	✓ only locally and only with Windows
	using DEAUser app (commands and gate status) (200 APP recordable)	✗	✓ up to 200 connections **	✗ without SIM ✓ with a SIM by other operators or art. LAN-EXP
<b>installation management</b>	programming NETLINK devices (DE@NET control boards, DEA receivers)	✓	✓	✗ remotely
				✓ locally
	checking the status of the system	✓	✓	✗ remotely
				✓ locally with USB or art. NET-NODE
	check the "EVENT LOG"	✓	✓	✗ remotely
				✓ locally
	quick intervention in case of faults	✓	✓	✗ remotely
				✓ locally
access to all features of maintenance management	✓ with DEACloud	✓ with DEACloud	✓ with DEACloud	
define which automations that can be controlled by the user (Feature "Profiles")	✓	✓	✓	
<b>time slots and calendar</b>	feature "Timer" for automatic actions	✓	✓	✓
	setting the time slots for the user access (Feature "Profiles")	✓	✓	✓
	feature "Calendar" to set up which days are to be considered add holidays	✓	✓	✓

\* SIM only works in European community countries, such as: Austria, Belgium, Bulgaria, Croatia, Cyprus, Czech Republic, Denmark, Estonia, Finland, France, Germany, Gibraltar, Greece, Guadeloupe, Hungary, Iceland, Ireland, Italy, Latvia, Liechtenstein, Lithuania, Luxembourg, Malta, Holland, Norway, Poland, Portugal, Reunion, Romania, Slovakia, Slovenia, Spain, Sweden, Switzerland, United Kingdom.

\*\* the number of connections may vary depending on the quality of the signal and the amount of data used for programming and managing the system



# SLIDING GATES



Automation for residential, collective and industrial sliding gates



## LIVI/X

- Up to 900 kg
- 230V / 24V
- Residential use
- Operators with encoder
- Available in fast version, BOOST models (16m/min)



## REV

- Up to 1400 kg
- 230V / 24V
- Collective and industrial use
- Operators with encoder, not self-locking version available
- Available in fast version, BOOST models (26m/min)



## GULLIVER/N

- Up to 3000 kg
- 230V / 230V 3~
- Industrial use
- Operators with encoder, available with electro-mechanical brake
- Inverter technology with speed control from 12÷20 m/min (only for three-phase versions)

## SELECTION GUIDE

Select the right automation

		Art.					
	600 kg	LIVI 6X/M	10 m/min	230V	✓		
		LIVI 6/24X/M	10 m/min	24V			
		LIVI 6/24X/M-BOOST	16 m/min	24V			
		LIVI 6X/E/M	10 m/min	230V			
	900 kg	LIVI 9X/M	10 m/min	230V	✓		
		LIVI 9/24X/M	10 m/min	24V			
		LIVI 9X/E/M	10 m/min	230V			
	1200 kg	REV24/M BOOST	26 m/min	24V			
	1400 kg	REV220/RFM	10 m/min	230V		✓	
		REV220/M	10 m/min	230V			
		REV24/M	12 m/min	24V			
	2500 kg	GULLIVER/N/M	10,4 m/min	230V	✓		
		GULLIVER/N/400/3P/M	10 m/min	400V	✓		
	3000 kg	GULLIVER/N/3P/M	12 ÷ 20 m/min	230V	✓		✓
GULLIVER/N/3P/F/M		12 ÷ 20 m/min	230V	✓		✓	



**Automation for residential sliding gates  
up to 900 Kg**





# LIVI/X



Additional protection of the release system for increased reliability. Transparent control unit box with easy opening system



Slotted fixing holes offer greater adjustment during installation, ensuring backward compatibility with previous LIVI models



Design with the possibility of installing an LED strip (optional LED kit)

ABS crankcase for greater weather resistance. Increased degree of protection compared to previous models (IP44)



The LIVI/X is equipped with a magnetic limit switch system, consisting of a high-tech sensor and a set of magnets attached to the multi-adjustable rack



LIVI/X	Opening speed	10 m/min
LIVI/X-BOOST		16 m/min

Note: the opening speed could decrease according to the installation characteristics



All our products are made with high quality materials, such as steel and bronze, which guarantee reliability over time.



Compatible with external cable release (item 450N and item BLINDOS - optional), to always have safe access from outside the property



Battery kit with dedicated support (optional for 24V models), to guarantee operation during power outages



230V versions are equipped with a physical encoder for better control and obstacle detection



The DE@NET universal control board makes this operator compatible with the NETLINK System.



Compatible with NETCOM, the device for installation, maintenance and remote management, from your office!



## LIVI/X OPERATORS

COD.	Art.	DEA	⚡	Kg	CE	CE	kg	€	OTHER CHARACTERISTICS
611000	LIVI 6X/M	NET230N	230V	600	✓	M	11,2	48	<ul style="list-style-type: none"> <li>• Self-locking with magnetic limit switch</li> <li>• Speed adjustment and slow down in opening and closing</li> <li>• Motor control by encoder and obstacle detection</li> <li>• Anti-crashing safety device</li> </ul>
611002	LIVI 6X/M-LED	NET230N	230V	600	✓	M	11,2	48	
612000	LIVI 9X/M	NET230N	230V	900	✓	M	12,5	48	
611010	LIVI 6X/E/M*	212E	230V	600		M	10,9	48	<ul style="list-style-type: none"> <li>• <b>ATTENTION: not compatible with NETLINK</b></li> <li>• Self-locking with magnetic limit switch</li> <li>• Electronic force adjustment</li> <li>• Automatic working time learning</li> <li>• Controlled input for external safety device</li> </ul>
612010	LIVI 9X/E/M*	212E	230V	900		M	12,2	48	
611100	LIVI 6/24X/M	NET24N	24V	600		M	10,3	48	<ul style="list-style-type: none"> <li>• Self-locking with magnetic limit switch</li> <li>• Speed adjustment and slow down in opening and closing</li> <li>• Anti-crashing safety device</li> <li>• Versions with increased speed only in BOOST models (16m/min)</li> </ul>
611103	LIVI 6/24X/M-LED	NET24N	24V	600		M	10,3	48	
611110	LIVI 6/24X/M-BOOST (16m/min)	NET24N	24V	600		M	10,6	48	
612100	LIVI 9/24X/M	NET24N	24V	900		M	10,6	48	

For all models: control board and fixing plate included

\*ATTENTION: models NOT compatible with NETLINK


## KIT LIVI/X



LIVI/X




NET230N  
NET24N



LINE-X



AURA-X

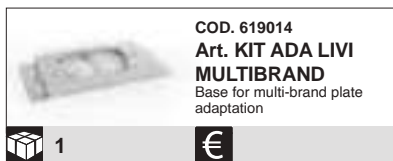
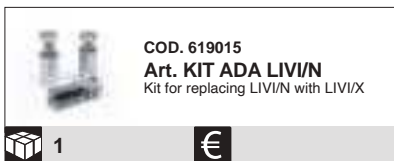


GTX4

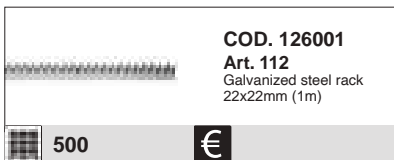
COD.	Art.		kg	kg	€
611200	KIT LIVI 6X/M	LIVI 6X/M (NET230N) + LINE-X + AURA-X + 2xGTX4	600	11,9	48
611203	KIT LIVI 6X/M-LED	LIVI 6X/M (NET230N) + KIT LED/X + LINE-X + AURA-X + 2xGTX4	600	11,9	48
612200	KIT LIVI 9X/M	LIVI 9X/M (NET230N) + LINE-X + AURA-X + 2xGTX4	900	13,2	48
611300	KIT LIVI 6/24X/M	LIVI 6/24X/M (NET24N) + LINE-X + AURA-X + 2xGTX4	600	11,1	48
611303	KIT LIVI 6/24X/M-LED	LIVI 6/24X/M (NET24N) + KIT LED/X + LINE-X + AURA-X + 2xGTX4	600	11,1	48
611310	KIT LIVI 6/24X/M-BOOST	LIVI 6/24X/M-BOOST (NET24N) + LINE-X + AURA-X + 2xGTX4	600	11,4	48
612300	KIT LIVI 9/24X/M	LIVI 9/24X/M (NET24N) + LINE-X + AURA-X + 2xGTX4	900	11,4	48

	LIVI 6X/M - LIVI 6XE/M	LIVI 9X/M - LIVI 9XE/M	LIVI 6/24X	LIVI 6/24X/M BOOST	LIVI 9/24X/M
Motor power supply (V)	230 - 240 V ~ (50/60 Hz)				
Motor power supply voltage (V)	230 V ~		24 V ===		
Maximum Power (W)	320	450	80		110
Max thrust (N)	340	490	210	240	260
Duty cycle (cycles/hour) - Gate L=5 metres	18	11	22		18
N. max cycles in 24h. - Gate L=5 metres	60	40	60		40
Leaf max weight (kg)	600	900	600		900
Built-in capacitor (µF)	8	12,5		-	
Motor thermal protection (°C)	140°C	160°C		-	
Operating temperature (°C)	-20÷50 °C				
Speed (m/min)	10		10	16	10
Standard pinion	Z=16 (m=4mm)				
Weight with packing (Kg)	11	12,5		12	
Sound pressure (dBA)	< 70				
Protection level	IP44				

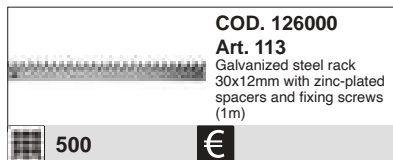
## SPECIFIC ACCESSORIES



Order in multiples of 10




Order in multiples of 4


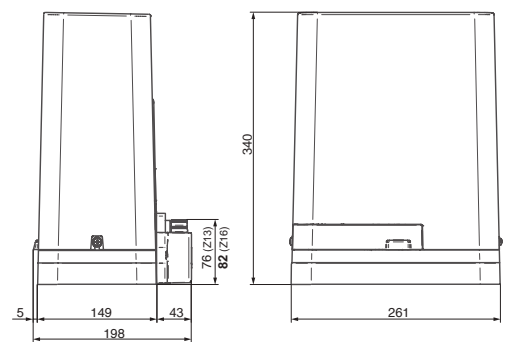


Order in multiples of 4

## EXAMPLE OF A TYPICAL INSTALLATION



## DIMENSIONS



The new LINE-X, AURA-X, and GTX accessories will be shipped once the current models are out of stock

# REV



**Automation for collective and industrial sliding gates  
up to 1400 Kg**



# REV



Additional fan ventilation (230V versions), with magnetic encoder



Control board positioned in a lifted position at the front. Always accessible and perfect for small or narrow spaces



The REV is equipped with a magnetic limit switch system, consisting of a new technology sensor and a set of magnets attached to the multi-adjustable rack.



The reversible models of this operator allow the manual movement of the gate without having to unlock the motor and satisfy some safety measures typical of installations in public contexts.



Compatible with IRONBOX and IRONBOX/XS vandal-proof box for installations in challenging or industrial environments



**REV24/M BOOST**

Opening speed

**26 m/min**



The DE@NET universal control board makes this operator compatible with NETLINK System.



**NETCOM**

Compatible with NETCOM, the device for installation maintenance and remote control management!

Note: the opening speed could decrease according to the installation characteristics



## REV OPERATORS - control board and fixing plate included

COD.	Art.	DEA	⚡	100kg	IRONBOX	⌚	🏁	kg	📏	€	OTHER CHARACTERISTICS
616003	REV220/M	NET230N	230V	1400	✓			M	17,2	30	<ul style="list-style-type: none"> <li>• Self-locking</li> <li>• Magnetic limit switches</li> <li>• Speed adjustment and slow down in opening and closing</li> </ul>
616004	REV220/RFM	NET230N	230V	1400	✓	✓		M	17	30	<ul style="list-style-type: none"> <li>• Not self-locking with brake in opening and closing</li> <li>• Oil bath</li> <li>• Magnetic limit switches</li> <li>• Speed adjustment and slow down in opening and closing</li> </ul>
616012	REV24/M	NET24N	24V	1400				M	17,2	30	<ul style="list-style-type: none"> <li>• Self-locking</li> <li>• Magnetic limit switches</li> <li>• Speed adjustment and slow down in opening and closing</li> </ul>
616025	REV24/M BOOST	NET24N BOOST	24V	1200				M	17,1	30	<ul style="list-style-type: none"> <li>• Self-locking</li> <li>• Magnetic limit switches</li> <li>• Speed adjustment until 26m/min and slow down in opening and closing</li> </ul>



## REV/IB OPERATORS - without cover and control board

	COD.	Art.	DEA	⚡	100kg	IRONBOX	⌚	🏁	kg	📏	€	OTHER CHARACTERISTICS
PHASE OUT	616005	REV220/IB*		230V	1400	✓			14,5	30		<ul style="list-style-type: none"> <li>• Self-locking</li> <li>• Magnetic limit switches inside IRONBOX</li> <li>• Pinion Z18/IB h=60mm</li> </ul>
	616006	REV220/RF/IB*		230V	1400	✓	✓		14	30		<ul style="list-style-type: none"> <li>• Not self-locking, with brake; pinion Z15/IB h=60mm</li> <li>• Magnetic limit switches inside IRONBOX</li> <li>• Oil bath</li> </ul>
	616013	REV24/IB**		24V	1400				12,2	30		<ul style="list-style-type: none"> <li>• Self-locking</li> <li>• Magnetic limit switches inside IRONBOX</li> <li>• Pinion Z18/IB h=60mm</li> </ul>
PHASE IN - Q3 2025	616007	REV220/IB/M*		230V	1400	✓		✓	14,5	30		<ul style="list-style-type: none"> <li>• Self-locking and integrated magnetic limit switches</li> <li>• Pinion Z18 h=35mm</li> </ul>
	616008	REV220/RF/IB/M*		230V	1400	✓	✓	✓	14	30		<ul style="list-style-type: none"> <li>• Not self-locking, with brake and integrated magnetic limit switches</li> <li>• Oil bath</li> <li>• Pinion Z15 h=35mm</li> </ul>
	616031	REV24/IB/M**		24V	1400			✓	12,2	30		<ul style="list-style-type: none"> <li>• Self-locking and integrated magnetic limit switches</li> <li>• Pinion Z18 h=35mm</li> </ul>

\*Control board to complete the installation with IRONBOX NET230N/C code 677610 (with box)

\*\*Control board to complete the installation with IRONBOX NET24N/C250 code 678263 (with box and 250W transformer)

TECHNICAL INFO	REV220/M - REV220/IB	REV220/RFM - REV220/RF/IB	REV24/M - REV24/IB	REV24/M BOOST
Power supply (V)	230V - 240V ~ (50/60 Hz)			
Motor power supply (V)	230V ~		24V ~	
Maximum power absorption (W)	500		250	800
Max thrust (N)	900	1200	450	861
Leaf max weight (kg)	1400Kg			1200Kg
Duty cycle (cycles/hours) for an 8m leaf length	27 for gates up to 1000kg 22 for gates up to 1400kg		36 for gates up to 1000kg 31 for gates up to 1400kg	22 for gates up to 1200kg
Built-in capacitor (µF)	14	12,5	\	
Operating temperature (°C)	(-20°) - (50°)			
Motor thermal protection (°C)	150		\	
Speed (m/min)	10		12	26
Standard pinion	Z=18 (m=4mm)	Z=15 (m=4mm)	Z=18 (m=4mm)	
Weight with packing (Kg)	18			
Sound pressure (dBA)	< 70			
Protection level	IP44 (IPX0 for /IB versions)			

## SPECIFIC ACCESSORIES

**PHASE OUT**



**COD. 619080**  
**Art. IRONBOX**  
RAL 7016 painted steel vandal-proof box for REV and GULLIVER/N with magnetic limit switch and foundation plate  
Dim. mm b 594 x h 1002 x p 280 (without pinion)

1 €

**PHASE IN**



**COD. 619081**  
**Art. IRONBOX/N**  
RAL 7016 painted steel vandal-proof box for REV/IB and GULLIVER/N/IB; foundation plate included.  
Dim. mm W 580 x H 1000 x D 280 (without pinion)

1 €

**PHASE OUT**



**COD. 619100**  
**Art. IRONBOX/XS**  
Painted steel vandal-proof box for REV and GULLIVER with magnetic limit switch and foundation plate  
Dim. mm b 359 x h 607 x p 219 (without pinion)


1 €

**PHASE IN**



**COD. 619101**  
**Art. IRONBOX/XS/N**  
Painted steel vandal-proof box for REV/IB and GULLIVER/N/IB; operator fixing plate H=25mm included.  
Dim. mm W 388 x H 614 x D 226.5 (without pinion)

1 €



**COD. 619090**  
**Art. Pignone Z22\***  
Oversized pinion for REV M=4 Z=22 Ø=96mm h=30mm

1 €

*\*The maximum weight of the leaf should be reduced by 30%*  
**WARNING: Not to be used with REV24/M BOOST**

**NEW**



**COD. 619075**  
**Art. Coppripignone IB**  
Metal gear cover for IB pinion (H=60mm)

1 €


**NEW**



**COD. 619077**  
**Art. REV-GULLIVER/B IB**  
Additional plate H=40 mm for IRONBOX/N and IRONBOX/XS/N, compatible with REV/IB and GULLIVER/N/IB.

1 €

**NEW**



**COD. 619074**  
**Art. FM/IB V2**  
Magnetic cylinder sensor, magnets and bracket (h=100 mm)

1 €




**COD. 619041**  
**Art. 451**  
Unlocking device kit for REV (4,5m). To be used in connection with BLINDOS

1 €



**COD. 665000**  
**Art. BLINDOS**  
Aluminum safety enclosure, with European cylinder, ready for unlocking device by cable.

1 €



**COD. 360674**  
**Art. Pignone Z15/IB REV**  
Galvanized pinion for IRONBOX M=4 Z=15 Øe=68mm h=60mm (REV/RF/IB)

1 €



**COD. 360673**  
**Art. Pignone Z18/IB REV**  
Galvanized pinion for IRONBOX M=4 Z=18 Ø=80mm h=60mm (REV220/IB, REV24/IB)

1 €




**COD. 386830**  
**Art. REV/B**  
Additional foundation base for REV H = 40mm

1 €




**COD. 619000**  
**Art. 111**  
Nylon rack, with fixing screws (1m)

500 €



**COD. 126001**  
**Art. 112**  
Galvanized steel rack 22x22mm (1m)

500 €



**COD. 126000**  
**Art. 113**  
Galvanized steel rack 30x12mm with zinc-plated spacers and fixing screws (1m)


500 €

Order in multiples of 10

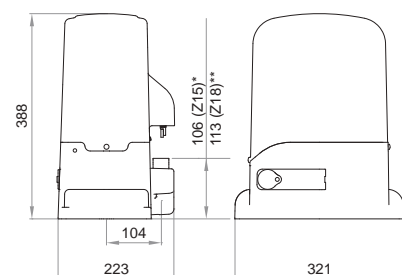
Order in multiples of 4

Order in multiples of 4

## EXAMPLE OF A TYPICAL INSTALLATION



## DIMENSIONS



\* art. REV220/RF - REV220RFM

\*\* art. REV220 - REV220/M - REV24/F - REV24/M - REV24/M BOOST

1 COD. 616003  
REV220/M

2 COD. 126000  
113

3 COD. 662081  
LINE-X

4 COD. 664000  
PILLY/60

5 COD. 171035  
C-20

6 COD. 663090  
GT-KEY

7 COD. 661131  
AURA-X

COD. 672673  
GTX4

COD. 301020  
WARNING SIGN

The new LINE-X, AURA-X, and GTX accessories will be shipped once the current models are out of stock

# GULLIVER/N



**Automation for industrial sliding gates  
up to 3000 Kg**



# GULLIVER/N



Operator with encoder technology and forced ventilation for intensive use



Easy depth adjustment and compatibility even on old installations with GULLIVER



More speed and more control thanks to the NET230-EVO-I control board with integrated inverter technology.



Magnetic limit switch



DIN rail for accessory mounting (only on GULLIVER/N/M and GULLIVER/N/400/3P/M)

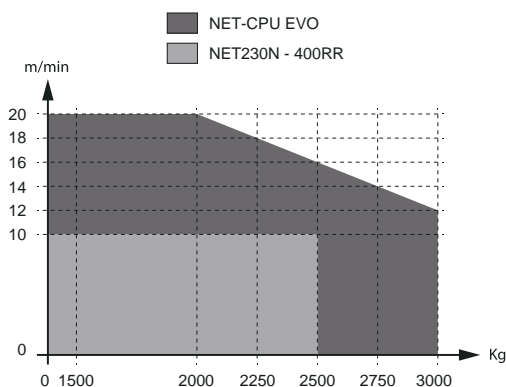


Front control board, with transparent cover and visible display, with stand that can rotate up to 120°.



Metal mechanics and steel and bronze gears for maximum performance and durability

## Maximum speed scheme



Compatible with IRONBOX vandal-proof box for installations in challenging or industrial environments



The integrated DE@NET control board makes this operator compatible with the NETLINK system. Also compatible with NETCOM. See p.16 for more information



## GULLIVER/N OPERATORS - control board and fixing plate included

COD.	Art.	DEA	⚡	Kg	ENCODER	⚙️	kg	€	OTHER CHARACTERISTICS
613601	GULLIVER/N/M	NET230N	230V	2500	✓		M 29	18	<ul style="list-style-type: none"> <li>Self-locking</li> <li>Magnetic limit switches</li> <li>Speed adjustment and slow down in opening and closing</li> <li>Motor control by encoder and obstacle detection</li> </ul>
613611	GULLIVER/N/3P/M	NET230 EVO-I	230V	3000	✓	✓	M 29,1	18	<ul style="list-style-type: none"> <li>Self-locking</li> <li>Magnetic limit switches</li> <li>Speed adjustment and slow down in opening and closing</li> <li>Motor control by encoder and obstacle detection</li> <li><b>Inverter technology</b></li> </ul>
613612	GULLIVER/N/3P/F/M	NET230 EVO-I	230V	3000	✓	✓	M 31,7	18	<ul style="list-style-type: none"> <li>Self-locking with magnetic limit switch</li> <li>Speed adjustment and slow down in opening and closing</li> <li>Motor control by encoder and obstacle detection</li> <li>Electromechanical braking device (only for version art. GULLIVER/N/3P/F/M)</li> <li><b>Inverter technology</b></li> </ul>
613615	GULLIVER/N/400/3P/M	400RR	400V	2500	✓		M 31,1	18	<ul style="list-style-type: none"> <li><b>ATTENTION: NOT COMPATIBLE WITH NETLINK</b></li> <li>Self-locking with magnetic limit switch</li> <li>Speed adjustment and slow down in opening and closing</li> <li>Motor control by encoder and obstacle detection</li> </ul>



## GULLIVER/N/IB OPERATORS - without cover and control board

COD.	Art.	⚡	Kg	ENCODER	kg	€	OTHER CHARACTERISTICS
613602	GULLIVER/N/IB*	230V	2500	✓	29	21	<ul style="list-style-type: none"> <li>Self-locking</li> <li>Magnetic limit switches inside IRONBOX</li> <li>Motor control by encoder and obstacle detection</li> <li>Pinion Z18/IB h=60mm</li> </ul>
613613	GULLIVER/N/3P/IB**	230V	3000	✓	29	21	<ul style="list-style-type: none"> <li>Self-locking</li> <li>Integrated magnetic limit switches</li> <li>Motor control by encoder and obstacle detection</li> <li>Pinion Z18 h=35mm</li> </ul>
613606	GULLIVER/N/IB/M*	230V	2500	✓	29	21	<ul style="list-style-type: none"> <li>Self-locking</li> <li>Integrated magnetic limit switches</li> <li>Motor control by encoder and obstacle detection</li> <li>Pinion Z18 h=35mm</li> </ul>
613617	GULLIVER/N/3P/IB/M**	230V	3000	✓	29	21	<ul style="list-style-type: none"> <li>Self-locking</li> <li>Integrated magnetic limit switches</li> <li>Motor control by encoder and obstacle detection</li> <li>Pinion Z18 h=35mm</li> </ul>

\*Control board to complete the installation with **IRONBOX/N - IRONBOX/XS/N** NET230N/C code 677610 (with box) or control board cod. 677611 art. NET230N/PRO-BOX and cod. 679210 art. STEELBOX.

\*\* Control board to complete the installation with **IRONBOX/N - IRONBOX/XS/N** NET230EVO-I/C code 677662 (with box) or control board cod. 677663 art. NET230EVO-I-PROBOX and cod. 679210 art. STEELBOX.

For all IB models: small base and articulated handle included

TECHNICAL INFO	GULLIVER/N/M - GULLIVER/N/IB	GULLIVER/N/3P/M - GULLIVER/N/3P/F/M - GULLIVER/N/3P/IB	GULLIVER/N/400/3P/M
Power supply (V)	230-240 V ~ (50/60 Hz)		400 V ~ (50/60 Hz)
Motor power supply voltage (V)	230 V ~	230 V 3~	400 V 3~
Nominal Power (W)	226	225	-
Maximum power (W)	860	1650	1200
Nominal torque (Nm)	2,6	7	-
Maximum torque (Nm)	47	55	59
Max Thrust (N)	1300	1530	1650
Duty cycle (cycles/hour)	13	18 (12m/min - 60%) 28 (20m/min - 100%)	17
Reference gate leaf length (m)	12		14
Built-in capacitor (µF)	30	-	-
Motor thermal protection (°C)	140 °C		-
Operating temperature range (°C)	-20 ÷ 50 °C		
Opening speed (m/min)	10,4	12 ÷ 20	10
Standard pinion	Z=18 (m=4mm)		
Weight of product with package (Kg)	30		
Sound pressure emitted (dBA)	< 70		
Protection degree	IP55 (IPX0 for /IB versions)		

## SPECIFIC ACCESSORIES

**COD. 665000**  
**Art. BLINDOS**  
Aluminium safety enclosure, with European cylinder, ready for unlocking device by cable.

1 €

**COD. 360412**  
**Art. Pignone Z18/IB**  
**GULLIVER**  
Galvanized pinion for IRONBOX M=4 Z=18 Ø=80mm h=60mm

1 €

**PHASE OUT**

**COD.619080**  
**Art. IRONBOX**  
RAL 7016 painted steel vandal-proof box for REV and GULLIVER/N with magnetic limit switch and foundation plate  
Dim. mm b 594 x h 1002 x p 280 (without pinion)

1 €

**NEW**

**COD. 619074**  
**Art. FM/IB V2**  
Magnetic cylinder sensor, magnets and bracket (h=100 mm)

1 €

**COD. 619043**  
**Art. 452**  
Flush release for GULLIVER/N

1 €

**NEW**

**COD. 619077**  
**Art. REV-GULLIVER/IB**  
Additional plate H=40 mm for IRONBOX/N and IRONBOX/XS/N, compatible with REV/IB and GULLIVER/N/IB.

1 €

**COD. 619110**  
**Art. 470**  
GULLIVER/N articulated release lever (included in IB versions)

1 €

**PHASE IN**

**COD.619081**  
**Art. IRONBOX/N**  
Vandal-resistant painted steel container (RAL 7016) for REV and GULLIVER/N; foundation plate included.  
Dim. mm W 580 x H 1000 x D 280 (without pinion)

1 €

**PHASE IN**

**COD. 619101**  
**Art. IRONBOX/XS/N**  
Vandal-resistant painted steel container for REV/IB and GULLIVER/N/IB; operator fixing plate H=25mm included.  
Dim. mm W 388 x H 614 x D 226.5 (without pinion)

1 €

**COD. 619000**  
**Art. 111**  
Nylon rack, with fixing screws (1m)

500 €

Order in multiples of 10

**COD. 126001**  
**Art. 112**  
Galvanized steel rack 22x22mm (1m)

500 €

Order in multiples of 4

**COD. 126000**  
**Art. 113**  
Galvanized steel rack 30x12mm with zinc-plated spacers and fixing screws (1m)

500 €

Order in multiples of 4

**COD. 126008**  
**Art. 116**  
Galvanized steel rack M6 (1m)

500 €

**COD. 360580**  
**Art. M6**  
M=6 Z=12 Øe=84 GULLIVER/N galvanized gear

1 €

**NEW**

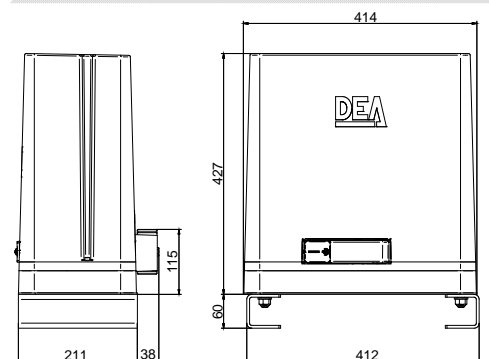
**COD. 619075**  
**Art. Copripignone IB**  
Metal gear cover for IB pinion (H=60mm)

1 €

## EXAMPLE OF A TYPICAL INSTALLATION



## DIMENSIONS



1 | **COD. 613601**  
**GULLIVER/N/M**

2 | **COD. 126001**  
**112**

3 | **COD. 662050**  
**LINE-X/L**

4 | **COD. 664000**  
**PILLY/60**

5 | **COD. 171035**  
**C-20**

6 | **COD. 663090**  
**GT-KEY**

7 | **COD. 661131**  
**AURA-X**

**COD. 672673**  
**GTX4**

**COD. 301020**  
**WARNING SIGN**

The new LINE-X/L, AURA-X, and GTX accessories will be shipped once the current models are out of stock





# SWING GATES



Choose the automation for your swing gate

## MAC



- Up to 3m - 400kg
- 230V / 24V
- For residential and semi-intensive use

## LIVI 502



- Up to 4,5m - 400kg
- 230V / 24V
- Residential and semi-intensive use
- Available versions with articulated or sliding arm

## STING



- Up to 3,5m - 400kg
- 230V / 24V
- For residential and semi-intensive use
- Available versions with encoder
- Available in fast version, BOOST models (90° ~ 9s)
- Available in a reversible version

## ANGOLO



- up to 2,3m - 200kg
- 24V
- Residential use
- Available versions with articulated or sliding arm

## LOOK



- Up to 5m - 280Kg
- 230V / 24V
- Residential and semi-intensive use
- Available versions with encoder and limit switches
- Available in a reversible version

## GHOST 100



- Up to 3,5m - 400kg
- 230V / 24V
- Residential and semi-intensive use
- Available versions with encoder
- Compatible with other foundation boxes of other brands

## OLI/N



- Up to 4,5m - 500kg
- 230V
- Intensive use
- Not self-locking version available or with blocks in opening-closing

## GHOST 200



- Up to 4m - 400kg
- 230V / 24V
- Semi-intensive and intensive use

## GEKO/X



- Up to 3m - 250kg
- 24V
- Residential use
- Available versions with articulated or sliding arm

# SELECTION GUIDE

Choose the maximum length of your gate



## Linear rams

	2m	200 kg	LOOK/E	24V	100°		
			MAC/E	24V	110°		art. MAC/FM
	3m	200 kg	STING/BOOST	24V	110°		art. MAC/FM
			MAC - STING	230V	110°	✓ (STING/EN)	art. MAC/FM
		400 kg	MAC - STING	24V	110°		art. MAC/FM
			LOOK	230V	100°	✓ (351EN/SC)	
			LOOK	24V	100°		✓ (372/SC)
			OLI/N	230V	90°		
3,5m	330 kg	STING/24/R	24V	110°		art. MAC/FM	
4,5m	500 kg	OLI/N	230V	110°			
	5m	280 kg	LOOK	230V	120°	✓ (355EN/SC)	
			LOOK	24V	120°		✓ (374/SC - 374R/SC)

## Operator with articulated arm

	2,3m	200 kg	ANGOLO	24V	120°		
	3m	250 kg	GEKO/X	24V	120°	✓	✓
	3m	300 kg	LIVI502	24V	135°		art.560F
	4,5m	400 kg	LIVI502	230V	135°	✓	art.560F

## Underground operators

	3,5m	400 kg	GHOST100	230V	107° (+ art.116G/N = 180°)	✓	✓
			GHOST100	24V	107° (+ art.116G/N = 180°)		✓
	4m	400 kg	GHOST200	230V	107° (+ art.216 = 180°)		art. 218
			GHOST200	24V	107° (+ art.216 = 180°)		art. 218

# MAC

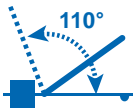


**Electromechanical automation for swing gates**

**up to 3 m - 400 kg**



# MAC



Door opening up to 110°

The sturdiness of this operator is guaranteed by the monobloc body



Get rid of ground stops by using the mechanical stops (optionals)

Standard fixing plates are included. If you need more versatility in the installation, you can use the optional adjustable fixing plates (art. MLS / SFR).



The robust mechanical gears and cogs guarantees reliability and durability over time



The DE@NET universal control board makes this operator compatible with NETLINK System.



Compatible with NETCOM, the device for installation maintenance and remote control management!



## MAC OPERATORS


COD.	Art.								€	OTHER CHARACTERISTICS
625010	MAC*	230V	3 m	334 mm	8,9	50				• For leaves up to 3m length
625040	MAC/24**	24V	3 m	334 mm	8	50				• For leaves up to 3m length
625043	MAC/24/E**	24V	2 m	334 mm	8	50				• For leaves up to 2m length

All models have: fixing plate to be welded included

\* Control board to complete the installation: control board cod. 677610 art. NET230N/C (with box)

\*\* Control board to complete the installation: control board cod. 678261 art. NET24N/C (with box)

## KIT MAC



COD.	Art.					€
625650	KIT MACNET	2xMAC + NET230N/C + LINE-X + AURA-X + 2xGTX4	3 m	22	25	
625660	KIT MAC/24NET	2xMAC/24 + NET24N/C + LINE-X + AURA-X + 2xGTX4	3 m	21,5	25	
625667	KIT MAC/24NET/E/FM*	2xMAC/24/E + NET24N/C + LINE-X + 2xGTX4 + MAC/FM	2 m	19,9	25	
625664	KIT MAC/24NET/E	2xMAC/24/E + NET24N/C + LINE-X + AURA-X + 2xGTX4	2 m	19,8	25	

\* AURA/X flashing light not included. MAC/FM mechanical stops included.

TECHNICAL INFO	MAC	MAC24	MAC/24/E
Motor power supply (V)	230V ~ ± 10 % (50/60 Hz)		24V =
Maximum power absorption (W)	300	60	50
Max thrust (N)	1650	1000	500
Maximum speed (mm/s)	16	20,2	21,5
90° Opening time (s)*	20,9	16,5	15,5
Duty cycle (cycles/hours)	18	40	10
N. max cycles in 24h		90	45
Built-in capacitor (µF)	8		/
Operating temperature (°C)		-20 ÷ 50	
Motor thermal protection (°C)	150		/
Weight with packing (Kg)		8,8	
Sound pressure (dBA)		< 70	
Protection level		IPX4	


\*Time calculated based on the full stroke of the rod without slowdowns

## SPECIFIC ACCESSORIES




**COD. 629250**  
**Art. COL 515**  
Anti-fall stainless steel cable with 2 holes for swing gates

1 €



**COD. 430951**  
**Art. KIT KEY MAC/LOOK**  
Unlocking keys for MAC, LOOK (5 pcs)

5 €




**COD. 629320**  
**Art. MAC-LOOK/P**  
Extension for MAC/STING and LOOK rams

1 €



**COD. 629300**  
**Art. MAC/FM**  
Mechanical stops for MAC/STING (2 pcs) - for 1 operator

2 €



**COD. 629312**  
**Art. MLS/SFR**  
Adjustable fixing plates to be screwed

1 €



**COD. 629381**  
**Art. SB**  
Back overhead door fixing plate for LOOK, MAC, STING

1 €

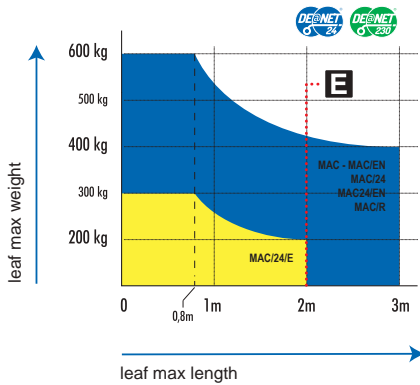


**COD. 629401**  
**Art. KIT ADA MAC-STING/C-300**  
Adapter kit for operators with 720 mm bracket spacing and 300 mm stroke

1 €

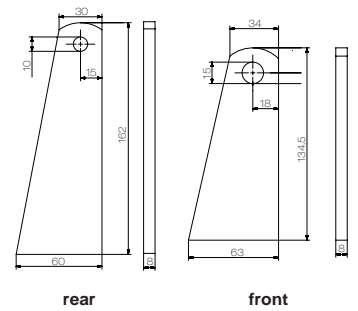
## GUIDE TO USE

## FIXING PLATES



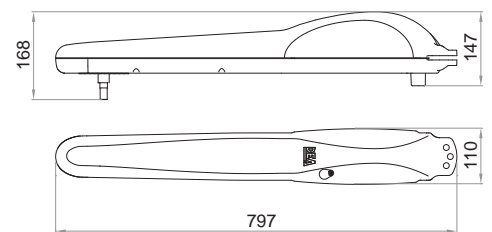

- = MAC - MAC/24
- = MAC/24/E

If the leaf length is bigger than 2m or if you use reversible models you must install the electric-lock to block the gate in closed position. The height and the leaf structure, as well as the presence of strong wind, can cause the reduction of the value of the data contained in table or make it necessary to use an electric lock also for leaves shorter than 2m.



## EXAMPLE OF A TYPICAL INSTALLATION


## DIMENSIONS





1 COD. 625010  
**MAC**



2 COD. 677610  
**NET230N/C**



3 COD. 662081  
**LINE-X**



4 COD. 664000  
**PILLY/60**



5 COD. 663090  
**GT-KEY**



6 COD. 661131  
**AURA-X**



COD. 629300  
**MAC/FM**



COD. 672673  
**GTX4**



COD. 301020  
**WARNING SIGN**

The new LINE-X, AURA-X, and GTX accessories will be shipped once the current models are out of stock

# STING

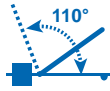


**Electromechanical automation for swing gates**

**up to 3 m - 400 kg**



# STING



Door opening up to 110°.

Robust and reliable operator, in an enclosed body



Quick unlocking with customised metal key



Get rid of ground stops by using the mechanical stops (optional)

Reversible version art. STING/24/R



No risk of the gate operation stopping in a power outage thanks to the backup batteries (optional, art. BAT, code 629290) that can be installed on 24V models



The DE@NET external universal control board makes this operator compatible with NETLINK System.



**NETCOM**

Compatible with NETCOM, the device for installation, maintenance and remote management, from your office!



Greater installation versatility thanks to the adjustable fixing plates excluded (art. MLS/SFR)



STING		20,9"
STING/BOOST	Opening time about 90°	9"
STING/24/R		9,7"

Note: the opening time may increase depending on the characteristics of the installation

**Fast maneuvering with STING/BOOST: the 24V model of the STING range with a minimum opening time of 90° in 9 seconds. Available in kit.**



## STING OPERATORS

COD.	Art.								€	OTHER CHARACTERISTICS
625050	STING*	230V	3 m		334 mm		9,6	50		• For leaves up to 3m length
625052	STING/EN*	230V	3 m	✓	334 mm		9,7	50		• With encoder, for leaves up to 3m
625051	STING/24**	24V	3 m		334 mm		8,7	50		• For leaves up to 3m length
625056	STING/24-BOOST** (37 mm/s)	24V	3 m		334 mm		8,6	50		• For leaves up to 3m length
625060	STING/24/R***	24V	3,5 m		334 mm		8,8	50		• For leaves up to 3,5m length / 300kg • Reversible, for intensive use

All models have: adjustable fixing plates to be screwed included (art. MLS/SFR)

\* Control board to complete the installation: control board cod. 677610 art. NET230N/C (with box)

\*\* Control board to complete the installation: control board cod. 678261 art. NET24N/C (with box)

\*\*\* Supplied with: adjustable brackets, 1pc Omron socket (cod. 171503) and 1pc monostable relay (cod. 171504)

## KIT STING



COD.	Art.					€
625700	KIT STING/NET	2xSTING + NET230N/C + LINE-X + AURA-X + 2xGTX4 + MAC/FM	3 m	23,3	25	
625701	KIT STING/24NET	2xSTING/24 + NET24N/C + LINE-X + AURA-X + 2xGTX4 + MAC/FM	3 m	23,1	25	
625704	KIT STING/24NET-BOOST	2xSTING/24-BOOST + NET24N/C + LINE-X + AURA-X + 2xGTX4 + MAC/FM	3 m	23	25	
625702	KIT STING/NET/EN	2xSTING/EN + NET230N/C + LINE-X + AURA-X + 2xGTX4 + MAC/FM	3 m	23,5	25	

TECHNICAL INFO	STING	STING/EN	STING/24	STING/24-BOOST	STING/24/R
Motor power supply (V)	230V ~ ± 10 % (50/60 Hz)		24V =		
Maximum power absorption (W)	300		60	85	60
Max thrust (N)	1650		1000	1000	1000
Maximum speed (mm/s)	16		20,2	37	34,5
90° Opening time (s)*	20,9		16,5	9	9,7
Duty cycle (cycles/hours)	18	22	40		75
N. max cycles in 24h.			90		-
Built-in capacitor (µF)	8		/		/
Operating temperature (°C)	(-20°) - (50°)				
Motor thermal protection (°C)	150		/		/
Weight with packing (Kg)			8,8		
Sound pressure (dBA)			< 70		
Protection rating			IPX4		

\*Time calculated based on the full stroke of the rod without slowdowns

## SPECIFIC ACCESSORIES



**COD. 629250**  
**Art. COL 515**  
Anti-fall stainless steel cable with 2 holes for swing gates

1 €




**COD. 629320**  
**Art. MAC-LOOK/P**  
Extension for MAC/STING and LOOK rams

1 €



**COD. 629300**  
**Art. MAC/FM**  
Mechanical stops for MAC/STING (2 pcs) - for 1 operator

2 €



**COD. 629312**  
**Art. MLS/SFR**  
Adjustable fixing plates to be screwed

1 €



**COD. 629381**  
**Art. SB**  
Back overhead door fixing plate for LOOK, MAC, STING

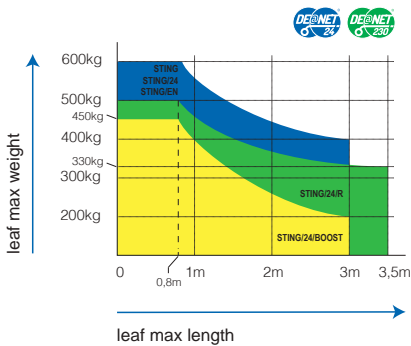
1 €



**COD. 629401**  
**Art. KIT ADA MAC-STING/C-300**  
Adapter kit for operators with 720 mm bracket spacing and 300 mm stroke

1 €

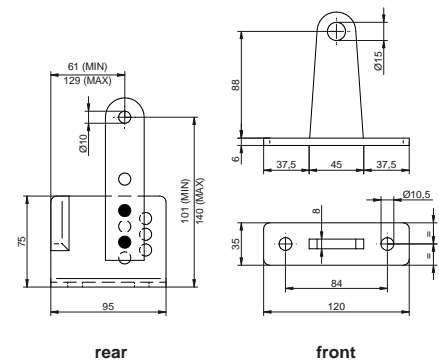
## GUIDE TO USE




- = STING - STING/24 - STING/EN
- = STING/24/R
- = STING/24/BOOST

If the leaf length is bigger than 2m or if you use reversible models you must install the electric-lock to block the gate in closed position. The height and the leaf structure, as well as the presence of strong wind, can cause the reduction of the value of the data contained in table or make it necessary to use an electric lock also for leaves shorter than 2m.

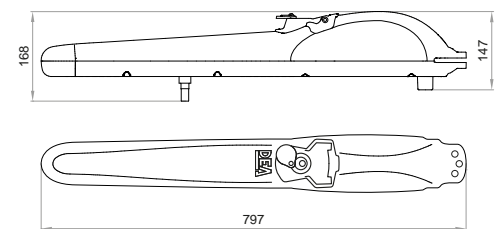
## FIXING PLATES



## EXAMPLE OF A TYPICAL INSTALLATION




## DIMENSIONS




1 COD. 625050  
**STING**



2 COD. 677610  
**NET230N/C**



3 COD. 662081  
**LINE-X**



4 COD. 664000  
**PILLY/60**



5 COD. 663090  
**GT-KEY**



6 COD. 661131  
**AURA-X**



COD. 629300  
**MAC/FM**



COD. 672673  
**GTX4**



COD. 301020  
**WARNING SIGN**

The new LINE-X, AURA-X, and GTX accessories will be shipped once the current models are out of stock

# LOOK



**Electromechanical automation for swing gates**

**up to 5 m - 280 kg**

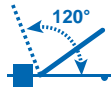


# LOOK



Unlocking device with plastic key in case of power failure

The version with encoder guarantees high performance and safety in movement



Door opening up to 120°

Stainless steel telescopic piston that guarantees high resistance against corrosion



Greater installation versatility thanks to the standard adjustable fixing plates (art. MLS / SFR).



2 lengths available:  
• with 320mm shaft for gates up to 3m long  
• with 520mm stem for gates up to 5m in length



Optional rod cover to protect the telescopic rod and give a more linear aesthetic

The DE@NET external universal control board makes this operator compatible with NETLINK System.



Compatible with NETCOM, the device for installation maintenance and remote control management!



## LOOK OPERATORS


COD.	Art.								€	OTHER CHARACTERISTICS
627000	351/SC*	230V	3 m		320 mm		9,4	50		For leaves up to 3m length
627012	351EN/SC*	230V	3 m	✓	320 mm		9,5	50		With encoder, for leaves up to 3m length
627053	355/SC*	230V	5 m		520 mm		10,5	40		For leaves up to 5m length
627052	355EN/SC*	230V	5 m	✓	520 mm		10,5	40		With encoder, for leaves up to 5m length
627092	371E/SC**	24V	2 m		320 mm		7,7	50		For leaves up to 2m length
627090	371/SC**	24V	3 m		320 mm		8,5	50		For leaves up to 3m length
627111	372/SC**	24V	3 m		320 mm	E	8,7	50		With limit switches, for leaves up to 3m length
627123	373/SC**	24V	5 m		520 mm		9,5	40		For leaves up to 5m length
<b>NEW</b>	627127	373R/SC**		24V	5 m		520 mm	9,5	40	For leaves up to 5m length, <b>reversible version. For intensive use.</b>
	627131	374/SC**		24V	5 m	E	9,8	40		With limit switches, for leaves up to 5m length
<b>NEW</b>	627133	374R/SC**		24V	5 m	E	9,8	40		With limit switches, for leaves up to 5m length, <b>reversible version. For intensive use.</b>

All models have: adjustable fixing plates to be screwed included (art. MLS/SFR), rod cover not included

\* Control board to complete the installation: control board cod. 677610 art. NET230N/C (with box)

\*\* Control board to complete the installation: control board cod. 678261 art. NET24N/C (with box)

## KIT LOOK


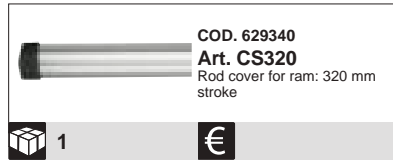


COD.	Art.					€
627630	KIT 351NET	2x351/SC + NET230N/C + LINE-X + AURA-X + 2xGTX4	3 m	22,6	25	
627652	KIT 371E/NET	2x371E/SC + NET24N/C + LINE-X + AURA-X + 2xGTX4	2 m	20,6	25	
627650	KIT 371NET	2x371/SC + NET24N/C + LINE-X + AURA-X + 2xGTX4	3 m	22,2	25	

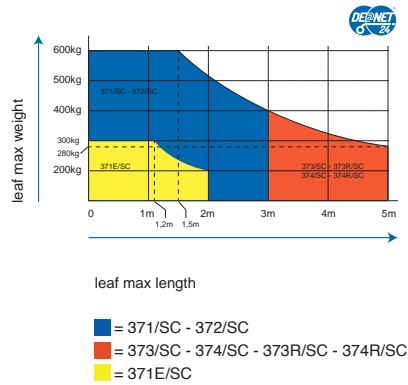
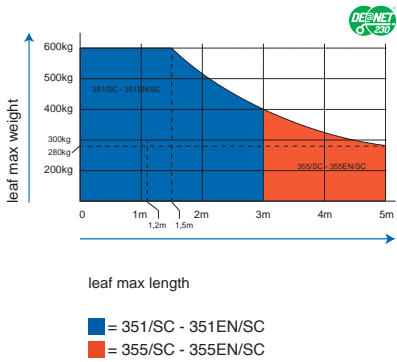
TECHNICAL INFO	351/SC - 351EN/SC	355/SC - 355EN/SC	371/SC - 372/SC	373/SC - 374/SC	373R/SC - 374R/SC	371E/SC
Motor power supply (V)	230V ~ ± 10 % (50/60 Hz)			24V =		
Maximum power absorption (W)	300			60		50
Max thrust (N)	1650			1000		500
Maximum speed (mm/s)	16		20,2		34,5	21,5
90° Opening time (s)*	20	33	15,8	25,7	15,1	14,9
Duty cycle (cycles/hours)	22 - 25 (vers. 351EN)			40		10
N. max cycles in 24h.	110			-		110
Built-in capacitor (µF)	8			/		
Operating temperature (°C)	-20 ÷ 50					
Motor thermal protection (°C)	150			/		
Weight with packing (Kg)	9	9,5	9			
Sound pressure (dBA)	< 70					
Protection level	IP24					

\*Time calculated based on the full stroke of the rod without slowdowns

## SPECIFIC ACCESSORIES



## GUIDE TO USE



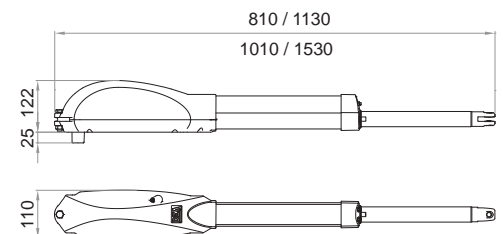


If the leaf length is bigger than 2m or if you use reversible models you must install the electric-lock to block the gate in closed position. The height and the leaf structure, as well as the presence of strong wind, can cause the reduction of the value of the data contained in table or make it necessary to use an electric lock also for leaves shorter than 2m.

## EXAMPLE OF A TYPICAL INSTALLATION



## DIMENSIONS



The new LINE-X, AURA-X, and GTX accessories will be shipped once the current models are out of stock



## Hydraulic automation for swing gates

up to 4,5 m - 500 kg



# OLI/N




Wide range of models with:

- locking in opening and/or closing
- reversible or slow models for any kind of installation need

Quick release with customised metal key, protected from the weather.

Fixing plates to be welded as standard. Greater installation versatility thanks to the optional adjustable fixing plates (art. OLI/SFR).



Available in short version (useful stroke 270mm) or long version (useful stroke 400mm)

The DE@NET external universal control board makes this operator compatible with NETLINK System.



**NETCOM**

Compatible with NETCOM, the device for installation maintenance and remote control management!



## OLI/N OPERATORS

COD.	Art.							€	OTHER CHARACTERISTICS
624005	OLI 602AN	230V	2 m	A	270 mm	11,8	40		• Self-locking in open position only, for leaves up to 2m length
624055	OLI 602LAN	230V	2,5 m	A	270 mm	11,9	40		• Self-locking in open position only, slow version, for leaves up to 2,5m length
624004	OLI 602N	230V	2 m	C	270 mm	11,9	40		• Self-locking in close position only, for leaves up to 2m length
624054	OLI 602LN	230V	2,5 m	C	270 mm	13,1	40		• Self-locking in close position only, slow version, for leaves up to 2,5m length
624013	OLI 603N	230V	2 m		270 mm	11,9	40		• Self-locking in open and close position, for leaves up to 2m length
624063	OLI 603LN	230V	2,5 m		270 mm	11,9	40		• Self-locking in open and close position, slow version, for leaves up to 2,5m length
624023	OLI 604N	230V	2,5 m	✓	270 mm	11,9	40		• Not self-locking, for leaves up to 2,5m length
624073	OLI 604LN	230V	3 m	✓	270 mm	11,9	40		• Not self-locking, slow version, for leaves up to 3m length
624033	OLI 605N	230V	2,5 m		400 mm	13,5	40		• Self-locking in open and closed position, for leaves up to 2,5m length
624083	OLI 605LN	230V	3 m		400 mm	13,5	40		• Self-locking in open and closed position, slow version, for leaves up to 3m length
624043	OLI 606N	230V	3,5 m	✓	400 mm	13,5	40		• Not self-locking, for leaves up to 3,5m length
624093	OLI 606LN	230V	4,5 m	✓	400 mm	13,5	40		• Not self-locking, slow version, for leaves up to 4,5m length
624104	OLI 607AN	230V	3 m	A	400 mm	13,5	40		• Self-locking in open position, for leaves up to 3m length
624114	OLI 607LAN	230V	3,5 m	A	400 mm	13,5	40		• Self-locking in open position, slow version, for leaves up to 3,5m length

**All models have:** fixing plates to be welded included (art.0/353-0/653). In order to respect the limit of impact forces foreseen by EN 12453-1, you must use the external safety devices in compliance with EN 12978.

**Control board to complete the installation:** control board cod. 677610 art. NET230N/C (with box)

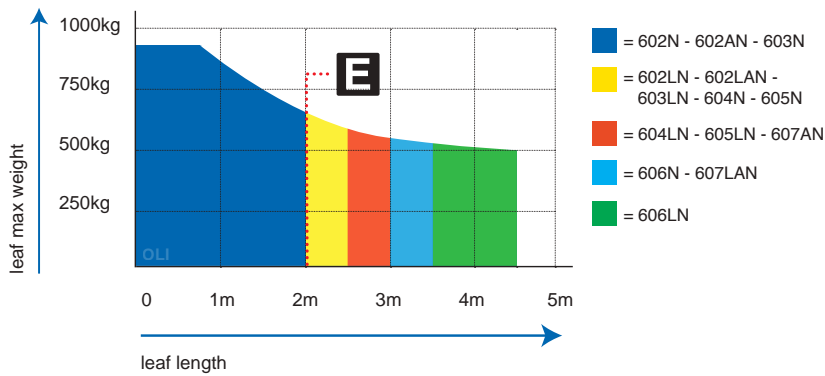
TECHNICAL INFO	OLI 602N - OLI 602AN - OLI 603N - OLI 604N	OLI 605N - OLI 606N - OLI 607AN	OLI 602LN - OLI 602LAN - OLI 603LN - OLI 604LN	OLI 605LN - OLI 606LN - OLI 607LAN
Motor power supply (V)	230V - ± 10 % (50/60 Hz)			
Maximum power absorption (W)	290			
Max thrust (N)	3980		5600	
Max traction force (N)	3200		4460	
Duty cycle (cycles/hours)	60		50	40
Built-in capacitor (µF)	8			
Operating temperature (°C)	-20 ÷ 50			
Motor thermal protection (°C)	130			
90° Opening time (s)	21	31	30	40
Weight with packing (Kg)	11,4	13	11,4	13
Sound pressure (dBA)	< 70			
Protection level	IP55			

Used Oil: AGIP Arnica A15

## SPECIFIC ACCESSORIES



## GUIDE TO USE

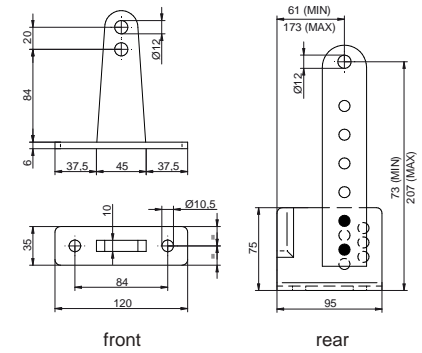


If the leaf length is bigger than 2m or if you use reversible models you must install the electric-lock to block the gate in closed position. The height and the leaf structure, as well as the presence of strong wind, can cause the reduction of the value of the data contained in table or make it necessary to use an electric lock also for leaves shorter than 2m.

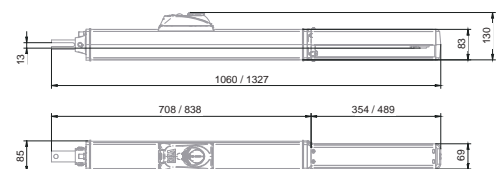
## EXAMPLE OF A TYPICAL INSTALLATION



## FIXING PLATES



## DIMENSIONS



The new LINE-X, AURA-X, and GTX accessories will be shipped once the current models are out of stock

# GEKO/X



**Electromechanical automation for swing gates**

**up to 3 m - 250 kg**





# GEKO/X



Protection of the release system and control board, for greater reliability over time.

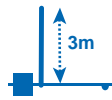


Gearbox that increases opening speed by 30% compared to previous models

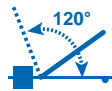


Rechargeable battery kit, with fixing bracket, to be installed inside the operator

ABS crankcase, for improved weather resistance



Maximum leaf length up to 3m



Door opening up to 120°



Design with the option of installing an LED strip (optional LED kit)



Mechanical stops, with more fixing points and improved precision






Gearbox made with high quality materials, such as steel and bronze, which guarantee reliability over time.



Slide rail (optional) that allows you to avoid lateral obstructions



Compatible with external cable release (art. GEKO/SF and art. BLINDOS - optional), keyed manual release from the outside of the property



24V operator with encoder technology for improved obstacle detection accuracy



Optional KITCLIMB part allows you to install on a slope with a gradient up to 12 degrees.



The integrated DE@NET control board makes this operator compatible with the NETLINK system. Also compatible with NETCOM.





## GEKO/X OPERATORS

COD.	Art.	DEA	⚡	📏	📊	🏠	📦	⚖️	📅	€	OTHER CHARACTERISTICS
628050	GEKO/X	NET24N	24V	3 m (art. GEKO/X/BA) 1,75 m (art. GEKO/X/BS)	✓	S	10,9	60			<ul style="list-style-type: none"> <li>• 1 operator</li> <li>• Mechanical stops</li> <li>• Speed adjustment and slow down in opening and closing</li> </ul>
628060	GEKO/X/2	NET24N	24V	2 x 3 m (art. GEKO/X/BA) 1,75 m (art. GEKO/X/BS)	✓	S	19,1	24			<ul style="list-style-type: none"> <li>• 2 operators / 1 control board</li> <li>• Mechanical stops</li> <li>• Speed adjustment and slow down in opening and closing</li> </ul>
628070	GEKO/X/S*		24V	3 m (art. GEKO/X/BA) 1,75 m (art. GEKO/X/BS)	✓	S	8,3	60			<ul style="list-style-type: none"> <li>• 1 operator without control board</li> <li>• Mechanical stops</li> <li>• Speed adjustment and slow down in opening and closing</li> </ul>

For GEKO/X and GEKO/X/2: arm not included. 1 control board NET24N, fixing plates and mechanical stops included.

\*Without control board

### KIT GEKO/X

COD.	Art.	📏	⚖️	📅	€			
628600	KIT GEKO/X	GEKO/X/2 (NET24N) + 2xGEKO/X/BA + LINE-X + AURA-X + 2xGTX4			3m+3m	22,6	24	

### PACK GEKO/X

COD.	Art.	📏	⚖️	📅	€			
628601	GEKO/X/PACK	GEKO/X/2 (NET24N) + LINE-X + AURA-X + 2xGTX4			3m+3m	19,7	24	

TECHNICAL INFORMATION	GEKO/X
Power supply (V)	230 - 240 V ~ (50/60 Hz)
Motor power supply voltage (V)	24 V ---
Nominal Power (W)	110
Maximum power (W)	419
Nominal torque (Nm)	35
Maximum torque (Nm)	260
Duty cycle (cycles/hour)	20
Operations in 24h	60
Operating temperature range (°C)	-20÷50 °C
Minimum opening time at 90° (articulated arm)	12 s
Minimum opening time at 90° (sliding arm)	8,5 s
Nominal speed (rpm)	2,15
Maximum speed (rpm)	2,15
Weight of product with package (Kg)	11,6
Sound pressure emitted (dBA)	< 70
Protection degree	IP44

### SPECIFIC ACCESSORIES




**COD. 665000**  
**Art. BLINDOS**  
Aluminium safety enclosure, with European cylinder, ready for unlocking device by cable.

📦 1 €



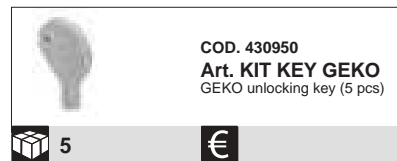
**COD. 629250**  
**Art. COL 515**  
Anti-fall stainless steel cable with 2 holes for swing gates

📦 1 €

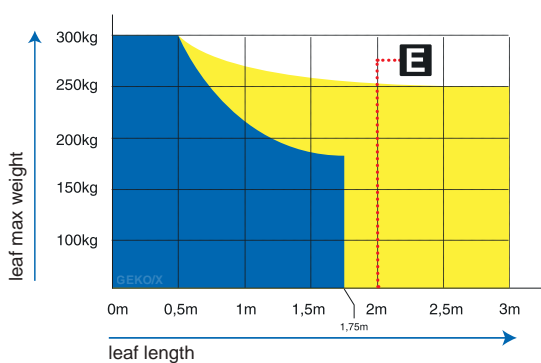


**COD. 629265**  
**Art. GEKO/X/BA**  
Aluminium articulated arm

📦 1 €



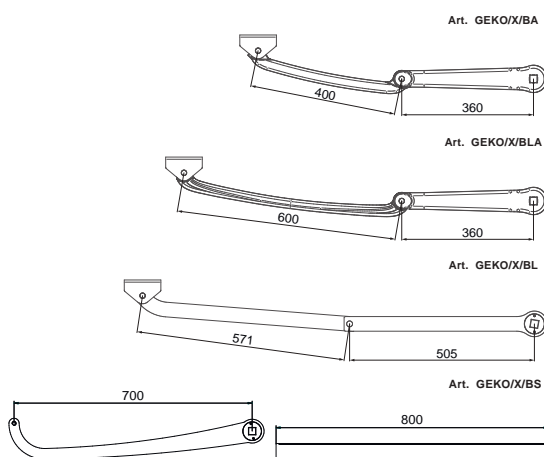
## GUIDE TO USE




- = GEKO/X/BS
- = GEKO/X/BA - GEKO/X/BLA - GEKO/X/BL

If the leaf length is bigger than 2m or if you use reversible models you must install the electric-lock to block the gate in closed position. The height and the leaf structure, as well as the presence of strong wind, can cause the reduction of the value of the data contained in table or make it necessary to use an electric lock also for leaves shorter than 2m.



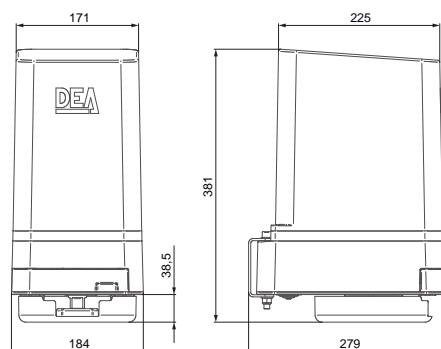
## ARTICULATED ARMS



## EXAMPLE OF A TYPICAL INSTALLATION



## DIMENSIONS



The new LINE-X, AURA-X, and GTX accessories will be shipped once the current models are out of stock

# LIVI 502



Electromechanical automation for swing gates

up to 4,5 m - 400 kg



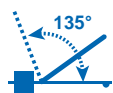
# LIVI 502



Compatible with external cable release (art.560M and art. BLINDOS - optional), to always have safe access from outside the property



Quick release with customised metal key, protected from the weather.



Door opening up to 135°.

You can mount the operator also in a perpendicular way compared to the door, with vertical mounting plate (art. 560P)



Sliding rail (optional) to avoid lateral obstructions

The DE@NET universal control board make this operator compatible with NETLINK System.



**NETCOM**

Compatible with NETCOM, the device for installation maintenance and remote control management!



## LIVI 502 OPERATORS

COD.	Art.							€	OTHER CHARACTERISTICS
623120	502*	230V	3 m			11,1	60		• For leaves up to 3m length
623140	502L*	230V	4,5 m			11	60		• Slow version, for leaves up to 4,5m length
623121	502EN*	230V	4,5 m	✓		11,2	60		• With encoder, for leaves up to 4,5m length
623180	502/24 **	24V	3 m			10	60		• For leaves up to 3m length

All models have: arm not included. Horizontal mounting plates included

\* Control board to complete the installation: control board cod. 677610 art. NET230N/C (with box)

\*\* Control board to complete the installation: control board cod. 678261 art. NET24N/C (with box)

## KIT LIVI 502



COD.	Art.					€
623660	KIT 502/NET	2x502 + 2x560A/X + NET230N/C + LINE-X + AURA-X + 2xGTX4	3 m	30,3	15	
623662	KIT 502EN/NET	2x502EN + 2x560A/X + NET230N/C + LINE-X + AURA-X + 2xGTX4	4,5 m	29,8	15	
623670	KIT 502/24NET	2x502/24 + 2x560A/X + NET24N/C + LINE-X + AURA-X + 2xGTX4	3 m	29	15	

TECHNICAL INFO	502 - 502EN	502L	502/24
Motor power supply (V)	230V ~ ± 10 % (50/60 Hz)		24V =
Maximum power absorption (W)	300		80
Max torque (Nm)	295	260	180
Duty cycle (cycles/hours)	22 -25 (vers. 502EN)	22	35
N. max cycles in 24h.	110		140
Built-in capacitor (µF)	8		/
Operating temperature (°C)	-20 ÷ 50		
Motor thermal protection (°C)	150		/
90° Opening time (s)	12	18	10
Weight with packing (Kg)	13,5		13,2
Sound pressure (dBA)	< 70		
Protection level	IP44		

## SPECIFIC ACCESSORIES

COD. 629131  
Art. 560A/X  
Aluminium articulated arm

1 €

COD. 629121  
Art. 560BS/X  
Galvanized steel rail sliding  
arm, left side (L. 800 mm)

1 €

COD. 629111  
Art. 560BD/X  
Galvanized steel rail sliding  
arm, right side (L. 800 mm)

1 €

**COD. 629141**  
**Art. 560BV/X**  
Painted galvanized steel articulated arm



1 €

**COD. 639111**  
**Art. 560F - 960F**  
Limit switches set



1 €

**COD. 629100**  
**Art. 560M**  
External unlocking device by cable (4,5m). To be used with BLINDOS



1 €

**COD. 380960**  
**Art. 560P**  
Vertical fixing plate (fastening of operator perpendicularly to the gate)



1 €

**COD. 665000**  
**Art. BLINDOS**  
Aluminium safety enclosure, with European cylinder, ready for unlocking device by cable.



1 €

**COD. 629250**  
**Art. COL 515**  
Anti-fall stainless steel cable with 2 holes for swing gates



1 €

**COD. 629350**  
**Art. KIT CLIMB**  
Adapter set for doors on slopes (for doors up to 2m - 150 kg) max gradient 12%



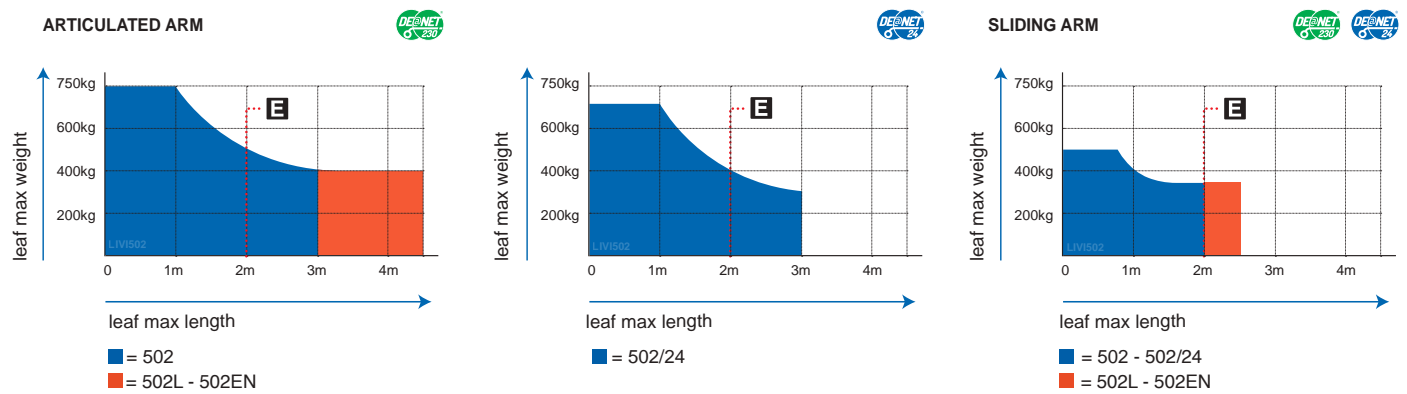
1 €

**COD. 629330**  
**Art. SD502**  
Junction box



1 €

## GUIDE TO USE

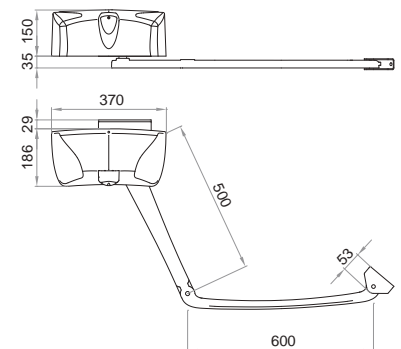


If the leaf length is bigger than 2m or if you use reversible models you must install the electric-lock to block the gate in closed position. The height and the leaf structure, as well as the presence of strong wind, can cause the reduction of the value of the data contained in table or make it necessary to use an electric lock also for leaves shorter than 2m.

## EXAMPLE OF A TYPICAL INSTALLATION



## DIMENSIONS



 1 COD. 623140 502L COD. 629131 560A/X	 2 COD. 677610 NET230N/C	 3 COD. 662081 LINE-X	 4 COD. 664000 PILLY/60	 5 COD. 663090 GT-KEY	 6 COD. 661131 AURA-X	 COD. 672673 GTX4	 COD. 301020 WARNING SIGN
---	---	--	--	--	---	--	--

The new LINE-X, AURA-X, and GTX accessories will be shipped once the current models are out of stock

# ANGOLO



**Electromechanical automation for swing gates**

**up to 2,3 m - 200 kg**



# ANGOLO



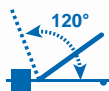
Compatible with external cable release (art.580M and art. BLINDOS - optional), to always have safe access from outside the property

The small size of this motor (L = 114mm) allows installation in any condition

Integrated DE@NET control panel for compact installation



Door opening up to 120°



Sled arm (optional) that allows you to avoid lateral obstructions



The DE@NET universal control board make this operator **compatible with NETLINK** System.



Compatible with NETCOM, the device for installation maintenance and remote control management



## ANGOLO OPERATORS

COD.	Art.	DEA	⚡	⚙️	kg	📏	€	OTHER CHARACTERISTICS
626300	ANGOLO24NET/1	NET24N	24V	2,3 m (art. GEKO/X/BA) 1,5 m (art. GEKO/X/BS)	9,4	30		<ul style="list-style-type: none"> <li>• 1 operator</li> <li>• Anti-crushing safety device</li> <li>• Speed adjustment and slow down in opening and closing</li> </ul>

All models have: arm and mounting plate not included. N.1 control board NET24N included.

## PACK ANGOLO



COD.	Art.	kg	📏	€
626570	PACK ANGOLO	19,8	24	

1xANGOLO24NET/1 (NET24N) + 1xANGOLO (without control board) + 2x580V + LINE-X + AURA-X + 2xGTX4  
Arm not included

## SPECIFIC ACCESSORIES

**COD. 381070**  
**Art. 580L**  
Horizontal mounting plate (fastening of operator parallel to the gate)

1 €

**COD. 629200**  
**Art. 580M**  
External unlocking device by cable (4,5m). To be used with BLINDOS

1 €

**COD. 381060**  
**Art. 580V**  
Vertical mounting plate (fastening of operator perpendicularly to the gate)

1 €

**COD. 665000**  
**Art. BLINDOS**  
Aluminium safety enclosure, with European cylinder, ready for unlocking device by cable.

1 €

**COD. 629250**  
**Art. COL 515**  
Anti-fall stainless steel cable with 2 holes for swing gates

1 €

**COD. 629265**  
**Art. GEKO/X/BA**  
Aluminium articulated arm

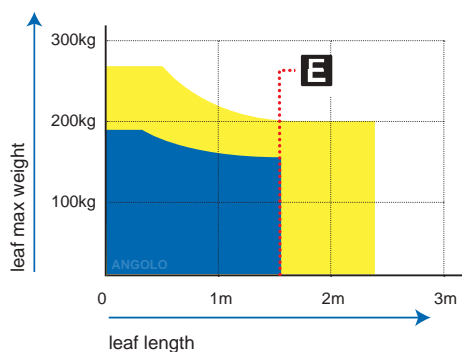
1 €

**COD. 629266**  
**Art. GEKO/X/BS**  
Roll sliding arm, painted galvanized steel

1 €

TECHNICAL INFO	ANGOLO
Motor power supply (V)	24V ~
Maximum power absorption (W)	60
Max torque (Nm)	120
Duty cycle (cycles/hours)	25
N. max cycles in 24h.	60
Operating temperature (°C)	-20 ÷ 50
90° Opening time (s)	15
Weight with packing (Kg)	12,5
Sound pressure (dBA)	< 70
Protection level	IP44

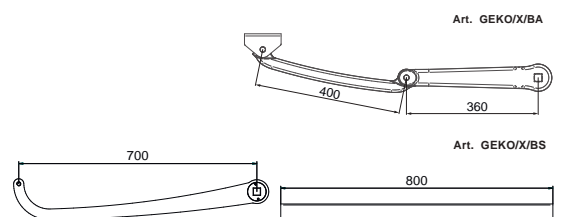
## GUIDE TO USE




■ = GEKO/X/BS  
■ = GEKO/X/BA

If the leaf length is bigger than 1,5 metres or if you use reversible models you must install the electric-lock to block the gate in closed position. The height and the leaf structure, as well as the presence of strong wind, can cause the reduction of the value of the data contained in table.

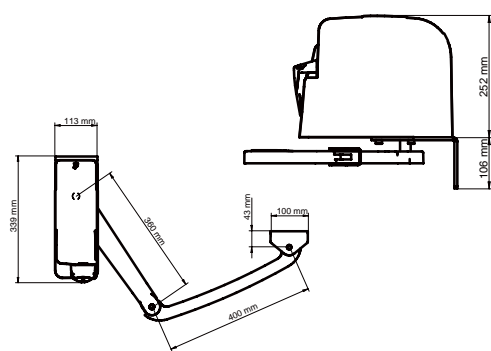
## ARTICULATED ARMS



## EXAMPLE OF A TYPICAL INSTALLATION



## DIMENSIONS



The new LINE-X, AURA-X, and GTX accessories will be shipped once the current models are out of stock

# KIT LIVI 500




## Electromechanic automation of a pedestrian gate

COD.	Art.							
623680	KIT 500P/NET	LIVI 500R/EN + 560BB + NET230N/C + 560S	✓	✓	19,5	21	€	

TECHNICAL INFO	500R/EN
Motor power supply (V)	230V ~ ± 10 % (50/60 Hz)
Maximum power absorption (W)	180
Max torque (Nm)	150
Duty cycle (cycles/hours)	20
N. max cycles in 24h.	160
Built-in capacitor (µF)	8
Operating temperature (°C)	-20 ÷ 50
Motor thermal protection (°C)	150
90° Opening time (s)	9
Weight with packing (Kg)	13,5
Protection level	IP44

### Guide to use



The electric-lock must be fitted to block the gate in closed position. The height and the leaf structure, as well as the presence of strong wind, may cause the reduction of the value of the data contained in table.

# GHOST 100



**Electromechanical underground automation for swing gates**  
**up to 3,5 m - 400 kg**



# GHOST 100



Leaf opening up to 180° with art. 116GN

The operator is supplied with 8m power cable to facilitate the electrical connection to the control panel

Operator body compatible with foundation box of other brands

The one-piece aluminum operator body guarantees maximum watertight integrity



The standard foundation box with cataphoresis treatment guarantees excellent resistance to atmospheric agents. Stainless steel case also available for high salinity conditions

Built-in mechanical stops as standard to eliminate the need for floor stops

The DE@NET external universal control board make this operator compatible with the NETLINK system.



Compatible with NETCOM, the device for installation maintenance and remote control management



## GHOST 100 OPERATORS

COD.	Art.							€	OTHER CHARACTERISTICS
621252	100/CL*	230V	3,5 m		S	13,8	60		• Underground operator with connection lever, mechanical stops and complete with 8m of cable
621253	100/ENCL*	230V	3,5 m	✓	S	14,2	60		• Underground operator with connection lever, mechanical stops, encoder and complete with 8m of cable
621262	100/24CL**	24V	3,5 m		S	12,5	60		• Underground operator with connection lever, mechanical stops, encoder and complete with 8m of cable

All models have: foundation box not included. Mechanical limit switches included. Cable L=8m

\* Control board to complete the installation: control board cod. 677610 art. NET230N/C (with box)

\*\* Control board to complete the installation: control board cod. 678261 art. NET24N/C (with box)

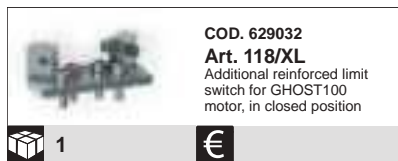
## KIT GHOST 100



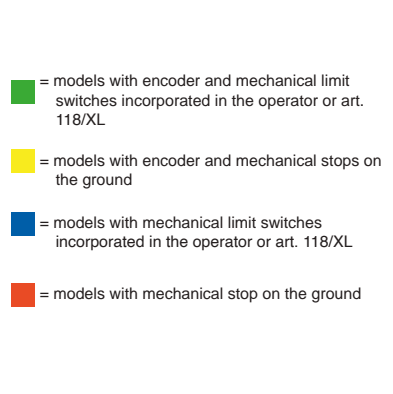
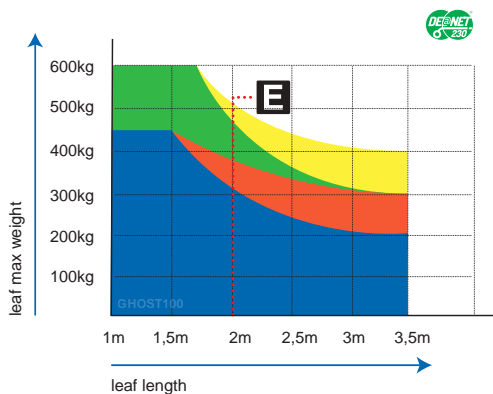
COD.	Art.					€
621605	KIT 100/CL/NET	2x100/CL + 2x215 + NET230N/C + LINE-X + AURA-X + 2xGTX4	3,5 m	66,5	10	
621606	KIT 100/ENCL/NET	2x100/ENCL + 2x215 + NET230N/C + LINE-X + AURA-X + 2xGTX4	3,5 m	67,2	10	
621617	KIT 100/24CLNET	2x100/24CL + 2x215 + NET24N/C + LINE-X + AURA-X + 2xGTX4	3,5 m	67,4	10	
621607	KIT 100/CL/NET/SC	2x100/CL + NET230N/C + LINE-X + AURA-X + 2xGTX4	3,5 m	30	10	
621608	KIT 100/ENCL/NET/SC	2x100/ENCL + NET230N/C + LINE-X + AURA-X + 2xGTX4	3,5 m	30,7	10	
621618	KIT 100/24CL/NET/SC	2x100/24CL + NET24N/C + LINE-X + AURA-X + 2xGTX4	3,5 m	30,9	10	

TECHNICAL INFO	100/CL - 100EN/CL	100/24CL
Motor power supply (V)	230V ~ ± 10 % (50/60 Hz)	24V ~
Maximum power absorption (W)	250	50
Max torque (Nm)	250	200
Duty cycle (cycles/hours)	18 - 25 (vers. 100EN)	40
N. max cycles in 24h.	100	
Built-in capacitor (µF)	10	/
Operating temperature (°C)	(-20°) - (50°)	
Motor thermal protection (°C)	150	/
90° Opening time (s)	16	14
Weight with packing (Kg)	11	
Sound pressure (dBA)	< 70	
Protection rating	IP67	

## SPECIFIC ACCESSORIES




## Guide to use

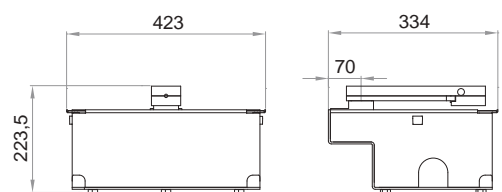


If the leaf length is bigger than 2m or if you use reversible models you must install the electric-lock to block the gate in closed position. The height and the leaf structure, as well as the presence of strong wind, can cause the reduction of the value of the data contained in table or make it necessary to use an electric lock also for leaves shorter than 2m.

## EXAMPLE OF A TYPICAL INSTALLATION



## DIMENSIONS



The new LINE-X, AURA-X, and GTX accessories will be shipped once the current models are out of stock

# GHOST 200



Electromechanical underground automation for swing gates

up to 4 m - 400 kg



# GHOST 200



Operators available in fast or slow version, for greater safety during movement

Painted aluminum operator body for high corrosion protection

Leaf opening up to 180° with art. 216



The operator is supplied with 8m power cable to facilitate the electrical connection to the control panel



The standard foundation box with cataphoresis treatment guarantees excellent resistance to atmospheric agents. Stainless steel case also available for high salinity conditions

The external plate for mechanical stops (art. 218 - optional) eliminates the need for ground stops

The DE@NET external universal control board make this operator compatible with the NETLINK system.



Compatible with NETCOM, the device for installation maintenance and remote control management



## GHOST 200 OPERATORS

COD.	Art.							€	OTHER CHARACTERISTICS
621040	200/CL*	230V	4 m			14,6	60		<ul style="list-style-type: none"> <li>Underground operator with connection lever and complete with 8m of cable</li> </ul>
621013	200L/CL*	230V	4 m			14,5	60		<ul style="list-style-type: none"> <li>Slow version (90°=26s)</li> <li>Underground operator with connection lever and complete with 8m of cable</li> </ul>
621050	200/24CL**	24V	4 m			14,6	60		<ul style="list-style-type: none"> <li>Underground operator with connection lever and complete with 8m of cable</li> </ul>

All models: foundation box and limit switches not included. Cable L=8m

\* Control board to complete the installation: control board cod. 677610 art. NET230N/C (with box)

\*\* Control board to complete the installation: control board cod. 678261 art. NET24N/C (with box)

## KIT GHOST 200



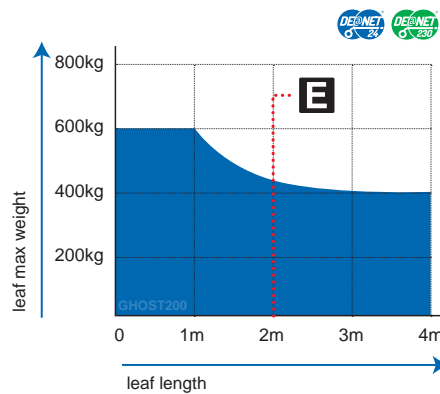
COD.	Art.					€
621585	KIT 200CL/NET	2x200/CL + 2x215 + NET230N/C + LINE-X + AURA-X + 2xGTX4	4 m	69,5	10	
621595	KIT 200CL/24NET	2x200/24CL + 2x215 + NET24N/C + LINE-X + AURA-X + 2xGTX4	4 m	71,8	10	

TECHNICAL INFO	200CL	200L/CL	200/24CL
Motor power supply (V)	230V ~ ± 10 % (50/60 Hz)		24V =
Maximum power absorption (W)	400	330	150
Max torque (Nm)	320	300	210
Duty cycle (cycles/hours)	20 - 28	18	40
N. max cycles in 24h.	200		280
Built-in capacitor (µF)	12,5		/
Operating temperature (°C)	-20 ÷ 50		
Motor thermal protection (°C)	150		/
90° Opening time (s)	17	26	16
Maximum opening degree	107°		
Weight with packing (Kg)	14,5		14
Sound pressure (dBA)	< 70		
Protection level	IP67		

## SPECIFIC ACCESSORIES




## Guide to use

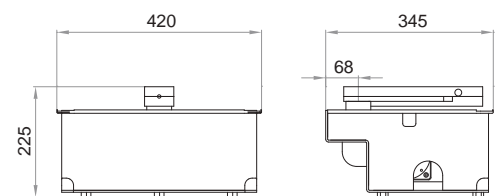


If the leaf length is bigger than 2m or if you use reversible models you must install the electric-lock to block the gate in closed position. The height and the leaf structure, as well as the presence of strong wind, can cause the reduction of the value of the data contained in table or make it necessary to use an electric lock also for leaves shorter than 2m.

## EXAMPLE OF A TYPICAL INSTALLATION



## DIMENSIONS



The new LINE-X, AURA-X, and GTX accessories will be shipped once the current models are out of stock

# technical data

## MAC

All measures in mm

	$\alpha$	A	B	C	D	E	F
with Art. FM in opening and closing	90°	150	150	300	690	125	0 ÷ 75
		180	150	331	685	145	100*
		210	150	363	685	145	125*
	100°	135	160	321	690	125	0 ÷ 50

\*Art. FM should be removed

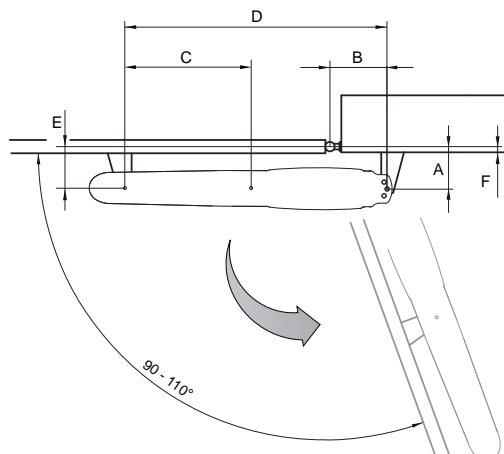
FM=mechanical Limit switch am Antrieb Cod.629300

	$\alpha$	A	B	C	D	E	F
without Art. FM	90°	150	150	300	720	125	0 ÷ 75
		180	150	331	720	125	100
		210	150	363	715	140	125
		230	150	385	715	145	150
	100°	135	160	321	720	125	0 ÷ 50
	110°	135	185	375	720	125	0 ÷ 25

SB=back over head door fixing plate Cod. 629381

	$\alpha$	A	B	C	D	E	F	note
with Art. SB	90°	120	150	300	780	115	0-30	mechanical limit switch in opening and closing (Stroke=334mm)
		120	150	321	780	135	50	
		90	150	321	780	135	80	
		70	150	321	780	135	100	
	100°	90	160	373	810	145	120	without limit switch (Stroke=400mm)
		70	160	384	810	145	150	
130		170	348	810	125	0-20	without limit switch in closing (Stroke=367mm)	
100		170	348	810	125	30-50		
	70	170	348	810	125	80		

SB=back over head door fixing plate Cod. 629381



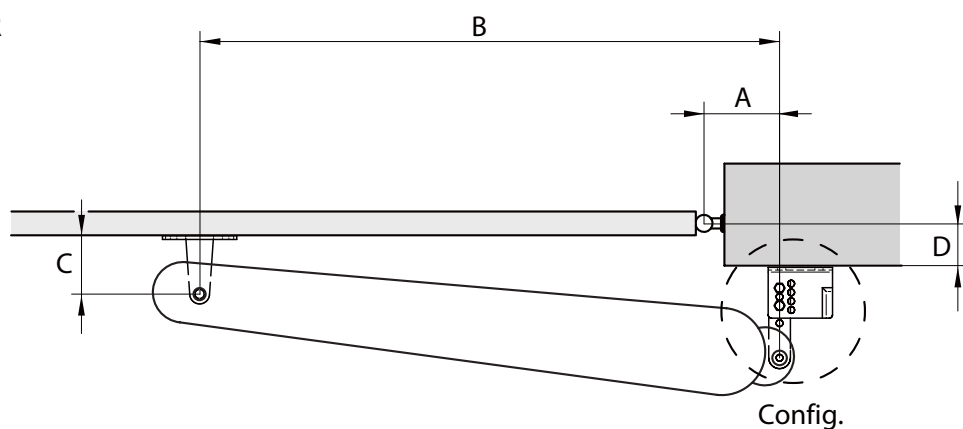
# STING

All measures in mm

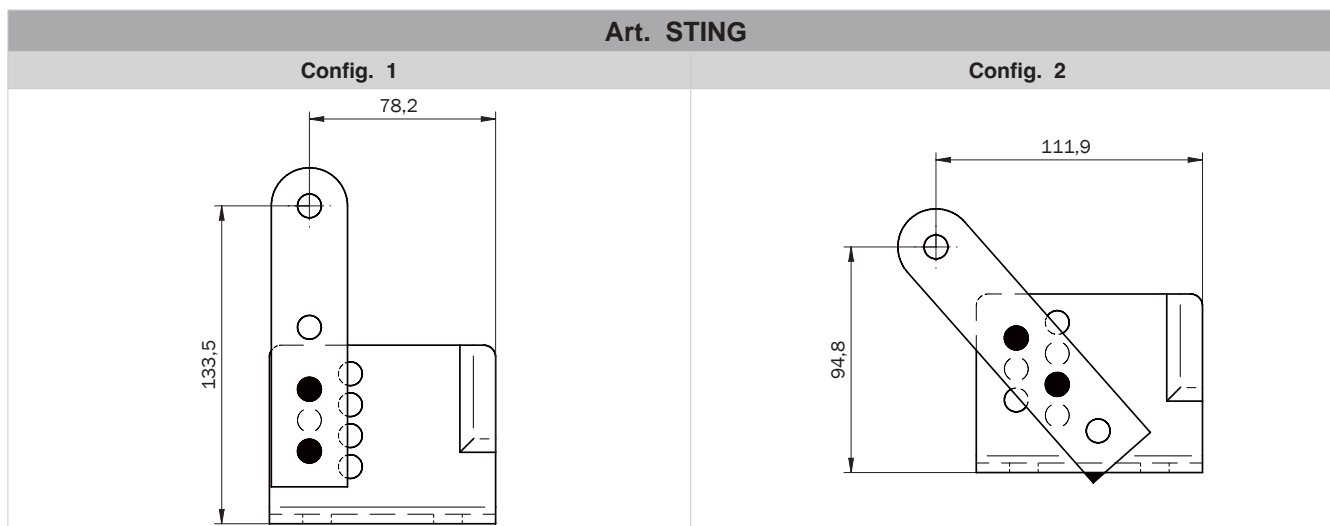
	$\alpha$	CONFIG.	A	B	C	D	NOTE
STING + Art. MAC_FM	90°	1	125	685	94	0 ÷ 50	* Senza fermi meccanici in apertura (corsa max 367 mm), Without mechanical stops in opening (max stroke 367 mm), Sans arrêts mécaniques en ouverture (course maxi 367 mm), Ohne mechanische Anschläge an Öffnung (max Hub 367 mm), Sin finales de carrera mecánicas en abertura (recorrido max 367 mm), Sem fins de cursos mecánicos no abertura ( curso Max. 367mm), Bez ograniczników mechanicznych na otwarcie (max wysuw 367 mm), Без механических упоров на открытие (ход штока макс 367 мм).
		2	125	685	94	50 ÷ 75	
		2	140	685	109	75 ÷ 100*	
		2	140	685	114	100 ÷ 125*	
	100°	1	160	690	104	0 ÷ 25*	

	$\alpha$	CONFIG.	A	B	C	D	NOTE
STING	90°	1	125	720	94	0 ÷ 50	
		2	125	715	94	50 ÷ 100	
		2	150	715	124	100 ÷ 125	
	100°	1	160	720	104	0 ÷ 25	
		1	170	720	109	25 ÷ 50	
		1	185	720	99	0	
110°	2	185	720	99	25		

## Art. MLS/SFR



## Art. STING



# LOOK

All measures in mm

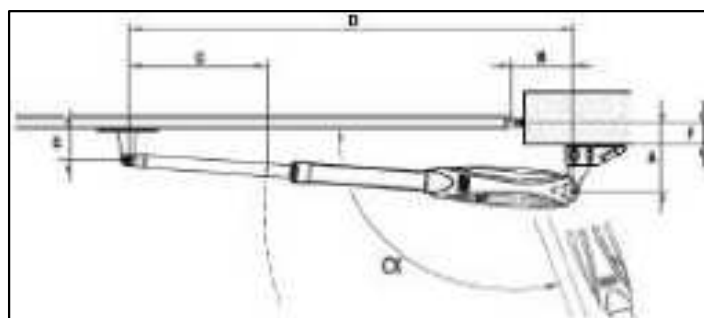
	STROKE	$\alpha$	A	B	C	D	E	F
with or without rod cover	320	90°	155	155	310	1100	90	0 ÷ 80
		100°	125	165	316	1100	80	0 ÷ 20
	520	90°	200	200	399	1500	100	0 ÷ 20
			230	200	431	1500	100	150
			290	200	496	1500	100	200
		120°	135	200	418	1500	70	0 ÷ 20

	$\alpha$	A	B	C	D	E	F	note
320mm stroke, with Art. SB	90°	150	150	300	1190	115	0	with rod cover Art. CS320
		120	150	300	1190	115	30	
		100	150	300	1190	115	50	
		70	150	300	1190	115	80	
	100°	120	160	305	1190	85	0	without rod cover
		90	160	305	1190	85	30	
		70	160	305	1190	85	50	

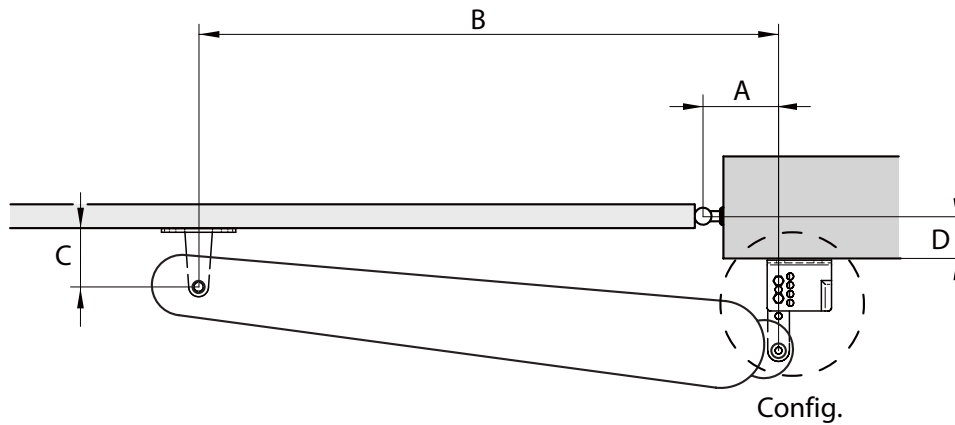
SB=back over head door fixing plate Cod. 629381

	$\alpha$	A	B	C	D	E	F	note
520mm stroke, mit with. SB	90°	150	150	300	1590	115	0	with rod cover Art. CS520
		150	150	331	1590	115	30	
		150	150	352	1590	115	50	
		120	150	352	1590	115	80	
		100	150	352	1590	135	100	
		100	150	405	1590	135	150	
		100	150	459	1590	135	200	
		100	150	515	1590	135	250	
	100°	150	180	359	1590	115	0	
		150	180	390	1590	115	30	
		120	180	389	1590	115	50	
		120	180	411	1590	115	80	
		120	180	432	1590	115	100	
	110°	150	200	410	1590	115	0	
		150	200	439	1590	115	30	
		120	200	430	1590	115	50	
	120°	150	240	491	1590	115	0-30	

SB=back over head door fixing plate Cod. 629381

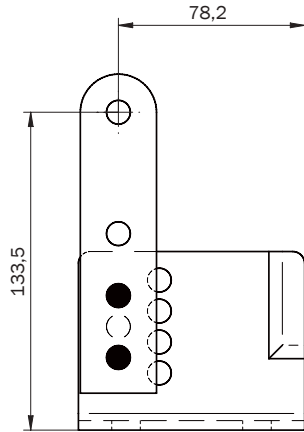


# LOOK 320 / 520 + MLS/SFR

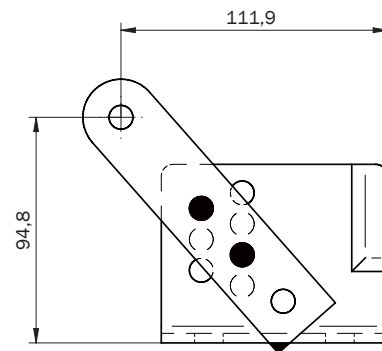


## Art. LOOK 320 / 520

Config. 1



Config. 2



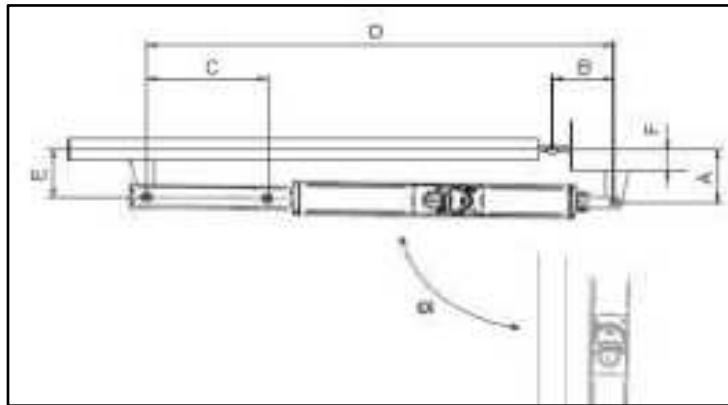
	Config.	A	B	C	D	Note
LOOK 320	90°	1	130	1100	94	0÷50
		2	130	1100	94	50÷90
	95°	1	160	1100	94	0
	100°	2	160	1100	94	25÷30

	Config.	A	B	C	D	Note
LOOK 520	90°	1	130	1300	94	0÷50
		1	130	1350	94	50÷100
		1	130	1400	94	100÷150
		1	130	1450	94	150÷200
		2	130	1480	94	200÷270
	100°	1	240	1450	94	0÷50
		1	240	1490	94	50÷90
		2	240	1490	114	90÷120
	110°	1	240	1490	94	0÷50
	120°	1	240	1490	94	0÷25

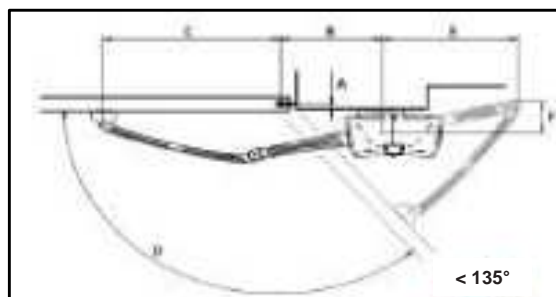
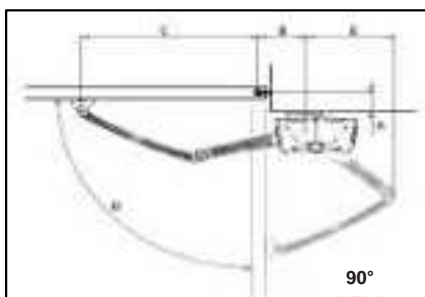
# OLI/N - LIVI 502

All measures in mm

	Stroke	$\alpha$	A	B	C	D	E	F
OLI	270	90°	130	130	260	1000	115	0 ÷ 80
	400	90°	230	150	385	1260	135	0 ÷ 150
		110°	130	190	377	1260	115	0 ÷ 50

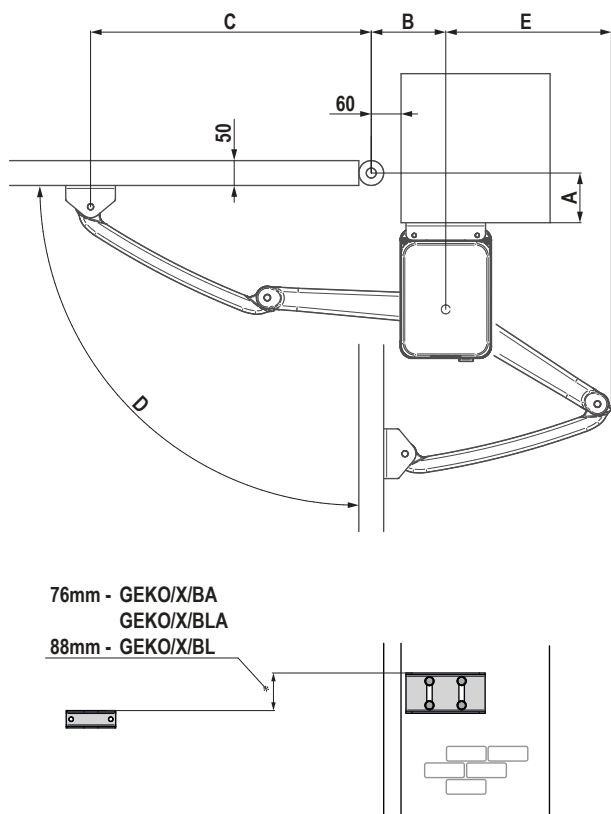


	A	B	C	D	E	F
LIVI 502 with Art. 560A	20	200	860	90°	372	-
	50	200	840	90°	392	-
	100	200	820	90°	418	-
	120	200	820	90°	424	-
	150	200	800	90°	438	-
	200	200	800	90°	452	-
	250	200	800	90°	464	-
	300	200	800	90°	472	-
	350	200	780	90°	482	-
	0	390	680	135°	498	208
	20	390	680	130°	522	140
	20	300	760	120°	532	75
	20 ÷ 50	250	800	110°	520	-
	50 ÷ 100	220	810	100°	482	-



# GEKO/X

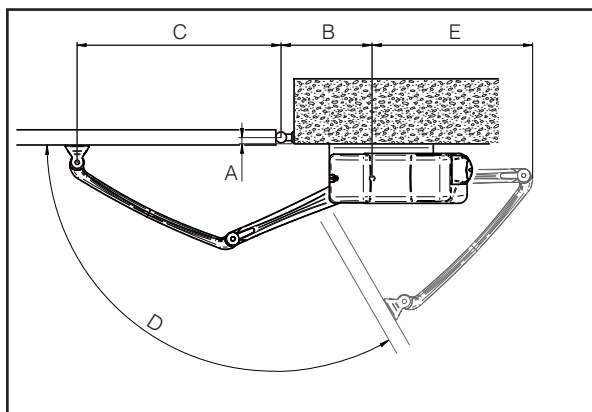
All measures in mm



	A	B	C	D	E
Art. GEKO/X/BA	0 ÷ 20	150	585	90°	310
	50	150	580		320
	100	150	565		332
	120	150	560		335
	150	150	550		340
	180	150	540		340
	200	150	530	340	
	0 ÷ 20	210	525	100°	350
	50	210	515		356
	0 ÷ 20	250	485	110°	380
	50	270	460		372
	0 ÷ 20	310	430	120°	384
Art. GEKO/X/BLA	0 ÷ 50	150	780	90°	365
	100	150	770		380
	120	150	720		390
	140	150	690		390
	150	250	650		380
	180	280	600		380
Art. GEKO/X/BL	200	150	800	90°	475
	250	150	800		483
	300	150	800		491
	350	150	800		498
	400	150	750		506

# ANGOLO

All measures in mm



	A	B	C	D	E
Art. GEKO/X/BA	0 ÷ 20	150	585	90°	310
	50	150	580		320
	100	150	565		332
	120	150	560		335
	150	150	550		340
	180	150	540		340
	200	150	530	340	
	0 ÷ 20	210	525	100°	350
	50	210	515		356
	0 ÷ 20	250	485	110°	380
	50	270	460		372
	0 ÷ 20	310	430	120°	384



# COUNTERWEIGHT DOORS



Choose the operator suitable for your counterweight:








## LIVI 902

- 1 operator up to 9m<sup>2</sup> - 2 operators over 9m<sup>2</sup>
- 230V / 24V
- Semi-intensive use

## SELECTION GUIDE

Choose the garage door size in square metres

		Art.					
< 9m <sup>2</sup>		905NET/IP/BF	X 1	1,6	230V	✓	✓
		902EN/IP/BF					✓
< 9m <sup>2</sup>		905/24NET/BF	X 1	1,8	24V	✓	✓
		902/24EN/BF					✓
> 9m <sup>2</sup>		905NET/IP/BF	X 2	1,6	230V	✓	✓
		902EN/IP/BF					✓
> 9m <sup>2</sup>		905/24NET/BF	X 2	1,8	24V	✓	✓
		902/24EN/BF					✓

# LIVI 902



**Electromechanical automation for counterweight overhead doors**

**1 operator up to 9m<sup>2</sup>  
2 operators over 9m<sup>2</sup>**



# LIVI 902



Robust mechanical gears and cogs guarantee reliability and durability over time



Integrated manual unlocking device



Check on the movement of motor by encoder which guarantees precision and safety



External unlocking device with art. 960C

Versions with high IP level IP44

The DE@NET universal control board make this operator compatible with NETLINK System.



Compatible with NETCOM, the device for installation maintenance and remote control management!



## LIVI 902 OPERATORS





COD.	Art.						€	OTHER CHARACTERISTICS
633413	905NETP/BF	NET230N	230V	✓	10,5	42		<ul style="list-style-type: none"> <li>Integrated push-button. Designed for unlocking device by cable</li> <li>Magnetic encoder</li> </ul>
633351	902EN/BF*		230V	✓	9,4	42		<ul style="list-style-type: none"> <li>Designed for unlocking device by cable</li> <li>Magnetic encoder</li> </ul>
633414	905NET/IP/BF	NET230N	230V	✓	10,4	42		<ul style="list-style-type: none"> <li>Designed for unlocking device by cable</li> <li>Magnetic encoder</li> <li><b>IP44</b></li> </ul>
633353	902EN/IP/BF*		230V	✓	9,7	42		<ul style="list-style-type: none"> <li>Designed for unlocking device by cable</li> <li>Magnetic encoder</li> <li><b>IP44</b></li> </ul>
633432	905/24NET/BF	NET24N	24V	✓	10,9	42		<ul style="list-style-type: none"> <li>To place external unlocking device handle</li> <li>Magnetic encoder</li> </ul>
633175	902/24EN/BF*		24V	✓	8,8	42		<ul style="list-style-type: none"> <li>Designed for unlocking device by cable</li> <li>Magnetic encoder</li> </ul>

Fixing plate not included.

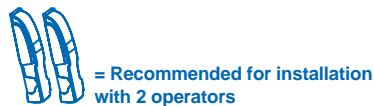
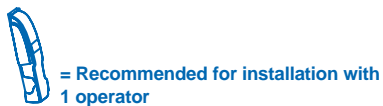
\*Control board not included.

TECHNICAL INFO	905NET/IP/BF - 902EN/IP/BF	905NETP/BF - 902EN/BF	905/24NET/BF - 902/24EN/BF
Motor power supply (V)	230V ~ ± 10 % (50/60 Hz)		24V =
Maximum power absorption (W)	450		200
Max torque (Nm)	370		350
Duty cycle (cycles/hours)	20		35
N. max cycles in 24h.	220		290
Built-in capacitor (µF)	8		-
Operating temperature (°C)	-20 ÷ 40		
Motor thermal protection (°C)	150		-
Speed (rpm)	1,6		1,8
Weight with packing (Kg)	11		10
Sound pressure (dBA)	< 70		< 70
Protection level	IP44		IPX0

## SPECIFIC ACCESSORIES




\*Available until stock lasts





## DIMENSIONS



**X > 15mm**



COD. 639040  
950



COD. 639140  
950V

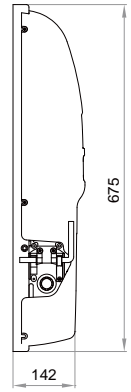
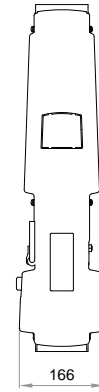
**X < 15mm**



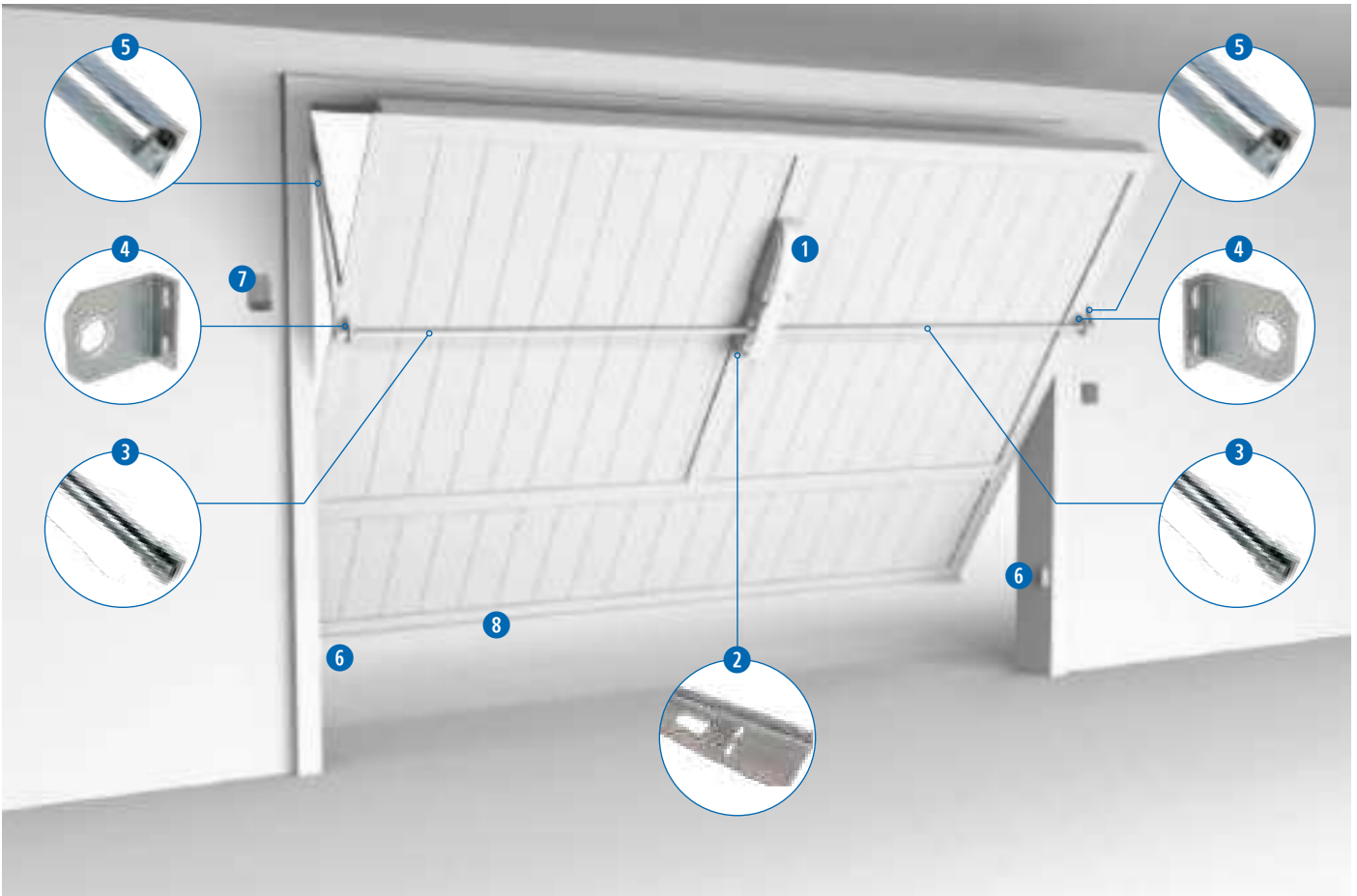
COD. 639152  
951V-DX+SX



COD. 639050  
951



## EXAMPLE OF A TYPICAL INSTALLATION WITH 1 OPERATOR



1 | COD. 633414  
905NET/IP/BF



2 | COD. 380380  
953NL



3 | COD. 639070  
952BL



4 | COD. 639570  
955V



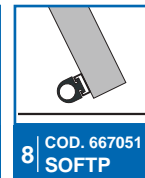
5 | COD. 639140  
950V



6 | COD. 662081  
LINE-X



7 | COD. 661131  
AURA-X




8 | COD. 667051  
SOFTP



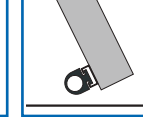




COD. 672673  
GTX4

The new LINE-X, AURA-X, and GTX accessories will be shipped once the current models are out of stock

**EXAMPLE OF A TYPICAL INSTALLATION WITH 2 OPERATORS**



							
<b>1</b>   COD. 633414 905NET/IP/BF	<b>2</b>   COD. 633353 902/EN/IP/BF	<b>3</b>   COD. 639360 560BS	<b>4</b>   COD. 662081 LINE-X	<b>5</b>   COD. 661131 AURA-X	<b>6</b>   COD. 667051 SOFTP	<b>7</b>   COD. 380360 953C	<b>7</b>   COD. 672673 GTX4

*The new LINE-X, AURA-X, and GTX accessories will be shipped once the current models are out of stock*



# SECTIONAL AND COUNTERWEIGHT SPRING DOORS



Choose the operator for your garage door:



## ADVANCE/N

- Up to 16m<sup>2</sup>
- 24V
- For residential use
- 600N and 1200N versions



## SPACE/N

- Up to 16m<sup>2</sup>
- 24V
- Residential and semi-intensive use
- 600N, 800N and 1200N versions



## TEO 700

- Up to 9m<sup>2</sup>
- 24V
- Residential use
- 1000N version

## SELECTION GUIDE

Choose the maximum size in square metres of the sectional door

		Art.				
	<9m <sup>2</sup>	TEO700	15 cm/s	1000N	24V	
	<10m <sup>2</sup>	ADVANCE/N	17 cm/s	600N	24V	✓
		SPACE/N	17 cm/s			
	<12m <sup>2</sup>	SPACE/NL BOOST	24 cm/s	800N	24V	✓
	<16m <sup>2</sup>	ADVANCE/NXL	19 cm/s	1200N	24V	✓
		SPACE/NXL	19 cm/s			
		SPACE/NXXL	13 cm/s			

# ADVANCE/N



Automation for sectional and counterweight spring doors  
up to 16m<sup>2</sup>



# ADVANCE/N

Separate control board from the operator to be installed on the wall. Programming is easier and the open / stop / close buttons are close at hand.

This operator is compatible with the NETLINK System.



NET724EVO, the control board with:

- **EASY** and **PRO** navigation menus
- improved management of the stroke
- force tracking with **EVO TRACK** technology



Quick opening (**up to 19cm/s**) and very silent, thanks to the steel track with belt

The belt is reinforced with internal iron filaments to ensure silence and durability over time.

Track available in sizes:

- 3200 mm (art. AB16)
- 4000 mm (art. AB20).

The easy-to-assemble two-piece rail makes transport easier.

Two-channel encoder technology that ensures maximum precision and safety during opening and closing



## ADVANCE/N OPERATORS

COD.	Art.	DEA	⚡	⬆️	2CH	kg	📏	€	OTHER CHARACTERISTICS
636140	ADVANCE/N	NET724 EVO/C	24V	600N	✓	5,9	60		<ul style="list-style-type: none"> <li>•Operator with 2 channels encoder</li> <li>•Separated control board with box*, programming by display, Open/Close external push buttons, LED courtesy light</li> <li>•Quick connection of the operator in the track</li> <li>•Continuous adjustment of the stroke and forces</li> <li>•Secured programming procedure</li> <li>•Without track</li> </ul>
636142	ADVANCE/N/XL	NET724 EVO/C	24V	1200N	✓	6,2	60		

All models: control panel with box for wall mounting and 1 transmitter art. GTX4 included. Track not included.

\* for up to 200 remote controls

## KIT ADVANCE/N



COD.	Art.		📏	€
636370	KIT ADVANCE/N	ADVANCE/N (NET724 EVO/C + GTX4) + AB16	30	
636372	KIT ADVANCE/N/XL	ADVANCE/N/XL (NET724 EVO/C + GTX4) + AB16	30	

TECHNICAL INFO	ADVANCE/N	ADVANCE/N/XL
Supply voltage	220 - 240V ~ ±10% (50/60Hz)	
Motor power supply (V)	24V ~	
Rated power transformer (VA)	150VA (230/25V)	
Fuse F1	T2A 250V (delayed)	
Maximum power absorption (W)	100	220
Max thrust (N)	600	1200
Duty cycle (cycles/hours)	20	25
N. max cycles in 24h.	60	75
Operating temperature (°C)	(-20°) - (50°)	
Speed (cm/s)	17	19
Weight with packing (Kg)	4	
Sound pressure (dBA)	< 70	
Protection rating	IPX0	

## SPECIFIC ACCESSORIES

**COD. 636090**  
**Art. AB16**  
Steel track with belt, 2 pcs., 1600+1600 mm  
ADVANCE N series: max useful stroke 2776 mm

1 €

**COD. 636093**  
**Art. AB20**  
Steel track with belt, 2 pcs., 2000+2000 mm  
ADVANCE N series: max useful stroke 3576 mm

1 €

**COD. 639381**  
**Art. AB/BACKET**  
Fixing plate set for track

1 €

\*Recommended: use an additional fixation bracket art. AB/BACKET cod. 639381

**COD. 639301**  
**Art. AB/EXTENSION**  
1600mm extension for steel track art. AB16 complete with joint and 9450 mm full belt

1 €

**COD. 639382**  
**Art. AB/FM**  
Mechanical stop in opening position for track with belt. Compulsory usage with "Electronic positioning brake" function enabled

1 €

**COD. 179006**  
**Art. 240E**  
Supplementary antenna for ADVANCE N/SPACE N operators

1 €



**COD. 639321**  
**Art. 721/AB**  
Unlocking device by cable (4m). To be used with art. BLINDOS

1 €



**COD. 639322**  
**Art. 721D**  
External unlocking device for ADVANCE N/SPACE N

1 €




**COD. 639340**  
**Art. 722**  
Arm to be used with counterweight doors

1 €



**COD. 639350**  
**Art. 723**  
Arm adaptor for sectional doors

1 €



**COD. 639371**  
**Art. 761C**  
Unlocking device by cable complete with hole cover lock

1 €



**COD. 639372**  
**Art. 762C**  
Unlocking device by cable with lock

1 €



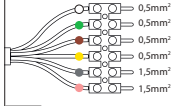
**COD. 639590**  
**Art. BAT/ADV**  
Battery set for ADVANCE N/SPACE N with charging circuit

1 €



**COD. 665000**  
**Art. BLINDOS**  
Aluminium safety enclosure, with European cylinder, ready for unlocking device by cable.

1 €



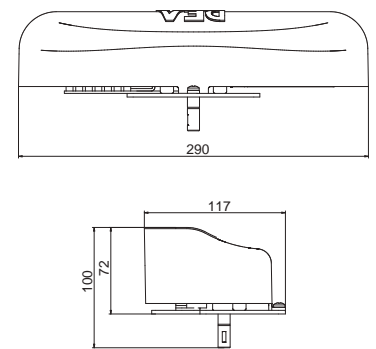
**COD. 639600**  
**Art. PLUG CABLE/ADV**  
Multi-section shielded cable for ADVANCE N L=5m

1 €

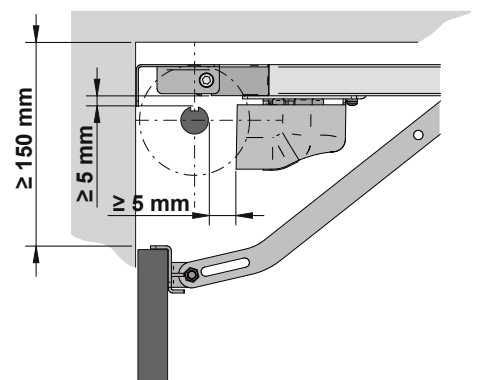

### STANDARD SIDE INSTALLATION



### DIMENSIONS



### DOOR SIDE INSTALLATION





1 COD. 636140  
ADVANCE/N



2 COD. 636090  
AB16



3 COD. 661131  
AURA-X



4 COD. 662081  
LINE-X



COD. 672673  
GTX4

The new LINE-X, AURA-X, and GTX accessories will be shipped once the current models are out of stock

# SPACE/N



**Sectional and counterweight spring doors  
up to 16m<sup>2</sup>**



# SPACE/N

Track available in two sizes:

- 3.200 mm (art. AB16)
- 4.000 mm (art. AB20)

It is packaged in two pieces and is easy to transport and assemble.

The belt is reinforced with internal iron filaments to ensure silence and durability over time.

Available in 4 different versions: 600N, 800N, 1200N and 1200N for higher frequency use.



**NET724EVO**, the control board with:

- **EASY** and **PRO** navigation menus
- improved management of the stroke
- force tracking with **EVO TRACK** technology

Two-channel encoder technology that ensures maximum precision and safety during opening and closing



This operator is compatible with the NETLINK System.



<b>SPACE/N</b>	Opening speed cm/s	<b>17"</b>
<b>SPACE/N/L BOOST</b>		<b>24"</b>

Note: the opening time may increase depending on the characteristics of the installation



Integrated LED courtesy light.



Easy access door.





## SPACE/N OPERATORS

COD.	Art.	DEA	⚡	N	2CH	kg	€	OTHER CHARACTERISTICS
636130	SPACE/N	NET724 EVO	24V	600N	✓	6	60	<ul style="list-style-type: none"> <li>•Operator with 2 channels encoder</li> <li>•Integrated control board with receiver</li> <li>•for up to 200 remote controls</li> <li>•Without track</li> <li>•Quick connection between the operator and the track</li> <li>•Continuous adjustment of the stroke and forces</li> </ul>
636131	SPACE/N/L BOOST	NET724 EVO	24V	800N	✓	6,6	60	
636132	SPACE/N/XL	NET724 EVO	24V	1200N	✓	6,8	60	
636133	SPACE/N/XXL*	NET724 EVO	24V	1200N	✓	7,4	60	

For all models: NET control panel and 1 transmitter art. GTX4 + 1 GTX-WALL included. Track not included.

\* art. AB/FM included

## KIT SPACE/N



COD.	Art.	€	
636360	KIT SPACE/N	SPACE/N (NET724 EVO + GTX4 + GTX-WALL) + AB16	30
636361	KIT SPACE/N/L BOOST	SPACE/N/L BOOST (NET724 EVO + GTX4 + GTX-WALL) + AB16	30
636362	KIT SPACE/N/XL	SPACE/N/XL (NET724 EVO + GTX4 + GTX-WALL) + AB16	30
636351	KIT PARKING SPACE/N XXL*	SPACE/N/XXL (supplied without control board) + STEELBOX + NET724 EVO/PROBOX + NET-EXPANSION	30

TECHNICAL INFO	SPACE/N	SPACE/N/L BOOST	SPACE/N/XL	SPACE/N/XXL
Power supply voltage	230 - 240V ~ ±10% (50/60Hz)			
Motor power supply (V)	24V ~			
Rated power transformer	80VA (230/25V)	150VA (230/25V)		
Fuse F1	T1A 250V (delayed)	T2A 250V (delayed)		
Maximum power absorption (W)	100	180	220	230
Max thrust (N)	600	800	1200	1200
Duty cycle (cycles/hours)	20	25	25	35
N. max cycles in 24h.	60	75	75	350
Operating temperature (°C)	(-20°) - (50°)			
Speed (cm/s)	17	24	19	13
Weight with packing (Kg)	5			6
Sound pressure (dBa)	< 70			
Protection rating	IP20			

## SPECIFIC ACCESSORIES

COD. 636090  
Art. AB16  
Steel track with belt, 2 pcs.,  
1600+1600 mm  
SPACE N series: max useful  
stroke 2668 mm

1 €

COD. 636093  
Art. AB20  
Steel track with belt, 2 pcs.,  
2000+2000 mm  
SPACE N series: max useful  
stroke 3468 mm

1 €

COD. 639381  
Art. AB/BRACKET  
Fixing plate set for track

1 €

\*Recommended: use an additional fixation bracket art. AB/BRACKET cod. 639381


**COD. 639301**  
**Art. AB/EXTENSION**  
1600mm extension for steel track art. AB16 complete with joint and 9450 mm full belt




**COD. 639382**  
**Art. AB/FM**  
Mechanical stop in opening position for track with belt. Compulsory usage with "Electronic positioning brake" function enabled




**COD. 179006**  
**Art. 240E**  
Supplementary antenna for ADVANCE N/SPACE N operators




**COD. 639321**  
**Art. 721/AB**  
Unlocking device by cable (4m). To be used with art. BLINDOS




**COD. 639322**  
**Art. 721D**  
External unlocking device for ADVANCE N/SPACE N




**COD. 639340**  
**Art. 722**  
Arm to be used with counterweight doors




**COD. 639350**  
**Art. 723**  
Arm adaptor for sectional doors




**COD. 639371**  
**Art. 761C**  
Unlocking device by cable complete with hole cover lock




**COD. 639372**  
**Art. 762C**  
Unlocking device by cable with lock





**COD. 665000**  
**Art. BLINDOS**  
Aluminium safety enclosure, with European cylinder, ready for unlocking device by cable.



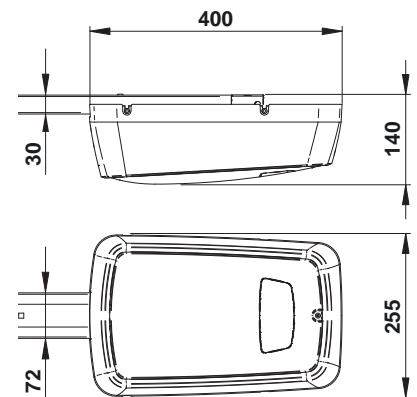

**COD. 639590**  
**Art. BAT/ADV**  
Battery set for ADVANCE N/SPACE N with charging circuit




## EXAMPLE OF A TYPICAL INSTALLATION



## DIMENSIONS



**1** COD. 636130  
**SPACE/N**



**2** COD. 636090  
**AB16**



**3** COD. 661131  
**AURA-X**



**4** COD. 662081  
**LINE-X**



COD. 672673  
**GTX4**



The new LINE-X, AURA-X, and GTX accessories will be shipped once the current models are out of stock

# TEO 700



**Sectional and counterweight spring doors  
up to 9m<sup>2</sup>**



# TEO 700



3200mm chain track that guarantees solidity and resistance over time.



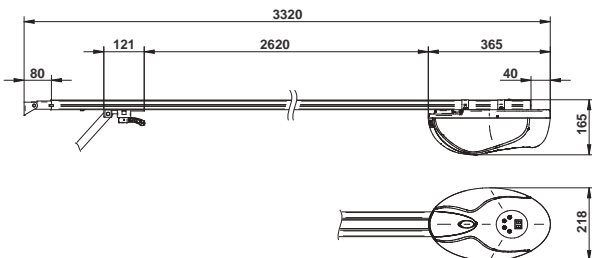
Integrated courtesy light

Operator with 1000N encoder technology that guarantees high performance

Integrated control panel, easy to program through the external buttons and the display visible on the lid

OPERATOR TECHNICAL INFO	
Motor power supply voltage (V)	24V ~
Maximum power absorption (W)	100
Max thrust (N)	1000
Duty cycle (cycles/hour)	15
N. max cycles in 24h.	35
Operating temperature (°C)	-20÷50
Speed (m/min)	9
Weight with packing (Kg)	4,3
Sound pressure (dBA)	< 70
Protection level	IP30

## DIMENSIONS



CONTROL BOARD TECHNICAL INFO	
Power supply voltage (V)	230V - ±10% (50/60 Hz)
Rated power transformer (VA)	100 VA (230/22V)
Fuse F2 (A) (transformer)	2,5A 250V
Auxiliaries power supply output	+24 V max 200mA
Flashing light output	24 V max 15W
Receiver frequency	433,92 MHz
Transmitters type of coding	HCS Rolling code
Max remote controls	20

## TEO 700 OPERATORS

COD.	Art.	⚡	🔒	EMC	kg	📦	€	OTHER CHARACTERISTICS
636021	KIT TEO 700	24V	1000N	✓	13,1	60		<ul style="list-style-type: none"> <li>•Pre-assembled steel track length= 3.200 mm</li> <li>•Operator with encoder</li> <li>•Anti-crushing safety device</li> <li>•Force adjustment</li> <li>•Automatic adjustment of speed and slowdown</li> </ul>

Set complete with: steel track and chain, L=3.200 mm (1 piece) and 1 art. GTX2 transmitter

## SPECIFIC ACCESSORIES

**COD. 639580**  
**Art. TEO EXTENSION**  
Extension for chain track L=1000 mm

1 €

**COD. 639371**  
**Art. 761C**  
External unlocking device complete with a hole cover lock

1 €

## EXAMPLE OF A TYPICAL INSTALLATION



The new LINE-X, AURA-X, and GTX accessories will be shipped once the current models are out of stock





Choose the operator for your industrial sectional door:



## LATO

- Up to 35m<sup>2</sup>
- 230V / 400V
- Collective and industrial use
- Available versions built-in control board and with chain for a manual manoeuvre



## LIVI 550PL

- 230V
- Industrial folding doors
- Available versions with encoder

## SELECTION GUIDE FOR INDUSTRIAL SECTIONAL DOORS

Choose the maximum size in square metres of the sectional door



### Operator with DIRECT CONNECTION

<17m <sup>2</sup>	LATO220NET	230V	62Nm	22,4	✓	✓
	LATO220NET/C				✓	✓
	LATO220/EN					✓
	LATO220/CEN					✓

### Operator with 2:1 RATIO

17m <sup>2</sup> ÷ 20m <sup>2</sup>	LATO220NET	230V	124Nm	11,2	✓	✓
	LATO220NET/C				✓	✓
	LATO220/EN					✓
	LATO220/CEN					✓

### Operator with DIRECT CONNECTION

<23m <sup>2</sup>	LATO400EN	400V	104Nm	22,4		✓
	LATO400CEN					

### Operator with 2:1 RATIO

23m <sup>2</sup> ÷ 35m <sup>2</sup>	LATO400EN	400V	208Nm	11,2		✓
	LATO400CEN					



# LATO



**Automations for industrial sectional doors  
up to 35m<sup>2</sup>**



# LATO

Quick installation, with the possibility of direct attachment on the spring holder axis or with 2:1 chain reduction to increase the capacity

Available with and without control unit. The version with integrated control unit ensures a compact installation.



Available with and without chain. The chain version ensures manual opening during power outage.

Encoder technology with micro-switch limit switches that ensures maximum precision and safety during opening and closing

Available in single-phase 230V and three-phase 400V



The DE@NET universal control board make this operator compatible with NETLINK System.



The wall control board enclosure (art. 100GP) facilitates programming and has an Open / Close / Stop push button



**NETCOM**

Compatible with NETCOM, the device for installation maintenance and remote control management!



## LATO OPERATORS

COD.	Art.	DEA	⚡	CEC	CEC	Ø	kg	€	OTHER CHARACTERISTICS
637050	LATO220NET	NET230N	230V	✓	E	For shaft Ø 25,4mm	14,4	42	<ul style="list-style-type: none"> <li>• Limit switches</li> <li>• Anti-crushing safety device</li> <li>• Magnetic encoder with 6m long cable</li> <li>• Integrated receiver and courtesy light</li> <li>• Unlocking device by cable</li> </ul>
637051	LATO220NET/C *	NET230N	230V	✓	E	For shaft Ø 25,4mm	15,5	42	<ul style="list-style-type: none"> <li>• Limit switches</li> <li>• Anti-crushing safety device</li> <li>• Magnetic encoder with 6m long cable</li> <li>• Integrated receiver and courtesy light</li> <li>• Unlocking device by cable</li> <li>• Emergency manual manoeuvre by chain (L=3,5m)</li> </ul>
637001	LATO220EN		230V	✓	E	For shaft Ø 25,4mm	12	42	<ul style="list-style-type: none"> <li>• Limit switches</li> <li>• Magnetic encoder with 6m long cable</li> <li>• Unlocking device by cable</li> </ul>
637011	LATO220CEN *		230V	✓	E	For shaft Ø 25,4mm	14,2	42	<ul style="list-style-type: none"> <li>• Limit switches</li> <li>• Magnetic encoder with 6m long cable</li> <li>• Unlocking device by cable</li> <li>• Emergency manual manoeuvre by chain (L=3,5m)</li> </ul>
637031	LATO400EN		400V	✓	E	For shaft Ø 25,4mm	12,9	42	<ul style="list-style-type: none"> <li>• <b>ATTENTION: NOT COMPATIBLE WITH NETLINK</b></li> <li>• Unlocking device by cable</li> <li>• Magnetic encoder with 6m long cable</li> <li>• Limit switches</li> </ul>
637041	LATO400CEN *		400V	✓	E	For shaft Ø 25,4mm	14	42	<ul style="list-style-type: none"> <li>• <b>ATTENTION: NOT COMPATIBLE WITH NETLINK</b></li> <li>• Emergency manual manoeuvre by chain (L=3,5m)</li> <li>• Magnetic encoder with 6m long cable</li> <li>• Limit switches</li> <li>• Unlocking device by cable</li> </ul>

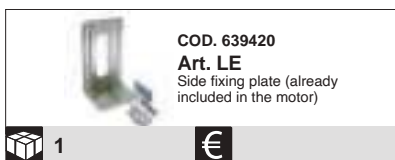
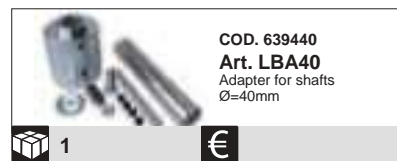
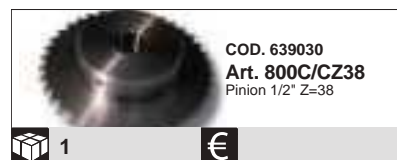
\*Complete with manual chain (L useful=3,5m) operation and unlocking device by cable

For all models: 1 side fixing plate art. LE included


For models LATO220NET: control board NET230N included

TECHNICAL INFO	220NET - 220/EN - 220/CEN - 220NET/C	400EN - 400CEN
Motor power supply (V)	230V ~ ± 10 % (50/60 Hz)	400V AC ± 10 % (50/60 Hz)
Maximum power absorption (W)	500	900
Max torque (Nm)	62	104
Duty cycle (cycles/hours)	14	35
N. max cycles in 24h.	180	240
Built-in capacitor (µF)	18	/
Operating temperature (°C)	-20 ÷ 40	
Motor thermal protection (°C)	150	140
Output shaft speed (rpm)	22,4	
Weight with packing (Kg)	12	13
Sound pressure (dBA)	< 70	
Protection level	IP40 (IP10 models 220/CEN - 220NET/C)	IP40 (IP10 model 400/CEN)


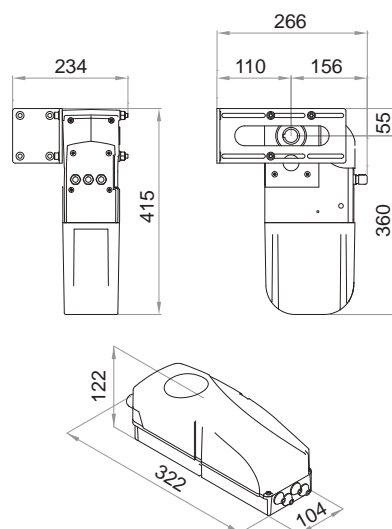
## SPECIFIC ACCESSORIES



## EXAMPLE OF A TYPICAL INSTALLATION



## DIMENSIONS



The new LINE-X, AURA-X, and GTX accessories will be shipped once the current models are out of stock

# LIVI 550PL




Automations for industrial folding doors



# LIVI 550PL

Supplied with 4m wire cable to unlock the motor from any position you wish

The metal mechanics with machined steel gears guarantee reliability and durability over time



The version with encoder guarantees high performance and safety in movement



The DE@NET universal control board makes this operator compatible with NETLINK System.

(Only versions with NET230N)



Compatible with NETCOM, the device for installation maintenance and remote control management!



## LIVI 550PL OPERATORS

COD.	Art.					€	OTHER CHARACTERISTICS
623410	550PL*	230V		10,1	42		• Unlocking device by cable (4m)
623411	550PLEN	230V	✓	10,2	42		• With encoder, unlocking device by cable 4m.

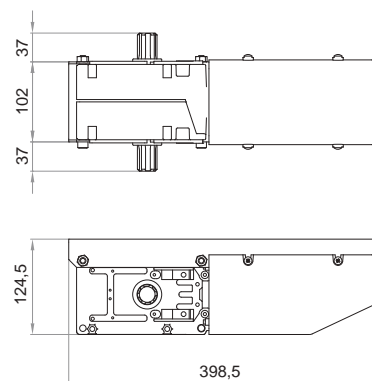
For models: Control board and telescopic arm not included. Unlocking device with cable (4m) included

Control board to complete the installation: control board cod. 677610 art. NET230N/C (with box)

\* To comply with standards EN 13241-1, it is compulsory to use the external safety devices in compliance with standards EN 12978.

TECHNICAL INFO	550PL - 550PLEN
Motor power supply (V)	230V ~ ± 10 % (50/60 Hz)
Maximum power absorption (W)	300
Max torque (Nm)	295
Duty cycle (cycles/hours)	22 - 28 (vers. 550PLEN)
N. max cycles in 24h.	260
Built-in capacitor (µF)	8
Operating temperature (°C)	-20 ÷ 50
Motor thermal protection (°C)	150
90° Opening time (s)	18
Weight with packing (Kg)	6
Sound pressure (dBA)	< 70
Protection level	IP44

### DIMENSIONS



### SPECIFIC ACCESSORIES

**COD. 430652**  
**Art. 550PL/SF**  
5m unlocking device by wire (to be used with art. LATOM or BLINDOS)

1

**COD. 639111**  
**Art. 560F - 960F**  
Limit switches set

1


**COD. 629190**  
**Art. 560BT**  
Pair of reinforced galvanized steel telescopic arms with splined bushing

2

**COD. 665000**  
**Art. BLINDOS**  
Aluminium safety enclosure, with European cylinder, ready for unlocking device by cable.

1

### EXAMPLE OF A TYPICAL INSTALLATION



 1 COD. 623411 550PLEN	 2 COD. 677610 NET230N/C	 2 COD. 679180 100GP
 3 COD. 629190 560BT	 4 COD. 661131 AURA-X	 5 COD. 662081 LINE-X

The new LINE-X, AURA-X, and GTX accessories will be shipped once the current models are out of stock


# WILL 140 E



Universal operator for balanced roller shutters



# WILL 140 E





## WILL 140 E OPERATORS

COD.	Art.							€	OTHER CHARACTERISTICS
634030	WILL 140 E*	230V	1400N (140kg)	Ø 60mm	✓	8	50		<ul style="list-style-type: none"> <li>• With electrobrake and micrometer limit switches.</li> <li>• Complete with internal adapters for shaft Ø=48mm and external adapter for spring boxes Ø=220mm</li> </ul>

Control board not included. Electrobrake included


Control board to complete the installation: control board cod. 677540 art. 211ER/C (with box)

\*In order to comply with the limit of impact forces laid down in EN 13241-1, it is necessary to use external safety devices in accordance with EN 12978.

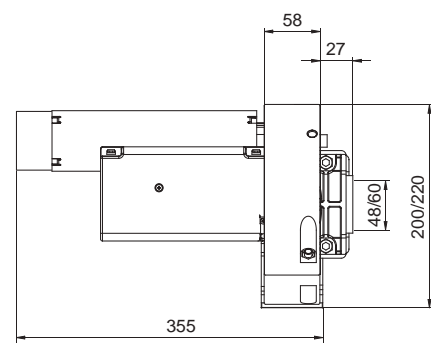
TECHNICAL INFO	WILL 140 E
Motor power supply (V)	230V - 240V ~ ± 10 % (50/60 Hz)
Max torque (Nm)	140
Absorption (A)	1,95
Power (W)	450
Speed (rpm)	10
Operating temperature (°C)	-20 ÷ 55

TECHNICAL INFO	WILL 140 E
Motor thermal protection (°C)	160°
Built-in capacitor (µF)	14
Max. operating time (min.)	4'
Max. shutter height (m)	6
Protection rating	IP20
Weight (Kg)	8,5

### EXAMPLE OF A TYPICAL INSTALLATION



### DIMENSIONS





# ELECTROMECHANICAL BARRIER AND BOLLARD FOR VEHICLE PASSAGE



Choose the barrier or the bollard suitable for your entrance:



## PASS/N

- Up to 5m of boom length
- 24V
- Residential and collective use
- Fast version available
- Up to 290 manoeuvres per hour  
800 manoeuvres per day



## STOP/N

- Up to 8m of boom length
- 230V / 24V
- Semi-intensive and intensive use
- Fast version available
- Up to 500 manoeuvres per hour  
5500 manoeuvres per day



## TRAFIK/N

- Up to 6m of boom length
- 230V
- For continuous use
- Controlled by inverter
- Up to 15000 manoeuvres per day






## ROCK

- height 700 mm
- Diameter 274 mm
- Cataphoresis treatment
- 230V
- Intensive use



## SELECTION GUIDE FOR ELECTROMECHANICAL BARRIER

Choose the maximum boom length

	Art.						
	3m	PASS24NET/N/V	24V	2,2"	800	✓	
	4m	PASS24NET/N/V/R	24V	2,8"	800	✓	
		PASS24NET/N/L	24V	6"	800	✓	
	4m	STOP24NET/N/V-F	24V	2,7"	5500	✓	
	4m ÷ 6m	STOPNET/N/L-F	230V	6,5"	1800	✓	
		STOP24NET/N/L-F	24V	5,3"	3000	✓	
	6m ÷ 8m	STOPNET/N/L-F	230V	8"	1500	✓	
		STOP24NET/N/L-F	24V	7,5"	2100	✓	
	2m ÷ 4m	TRAFIK/N	230V <sup>3~</sup>	2 ÷ 4"	15000	✓	✓
	4m ÷ 6m		230V <sup>3~</sup>	4 ÷ 8"	5000		

# PASS/N



**Electromechanical barrier**  
**up to 5m of boom length**



# PASS/N

The encoder guarantees greater control and safety in movement

Easy manual opening thanks to the key release from the outside

More visibility of the boom by installing the STRIP-LED (optional)

Possibility to indicate the closing position (red LED) and the opening position (green LED). \*

RAL 7016 grey steel, powder paint, textured finish.

The DE@NET universal control board make this operator compatible with NETLINK System.



Compatible with NETCOM, the device for the installation, maintenance and remote management, from your office!



\*For this functionality it is necessary to purchase separately art. NET-EXPANSION or art. NET-EXPANSION MINI

## PASS N BARRIERS

COD.	Art.	DEA	⚡	📏	✓	🏠	🏁	🏋️	🏠	€	OTHER CHARACTERISTICS
644040	PASS24NET/N/V	NET24N	24V	3 m fast	✓	S	41	10			<ul style="list-style-type: none"> <li>• Speed adjustment during normal cycle and slow down in opening and closing</li> <li>• Motor control by encoder and obstacle detection</li> <li>• Possibility to lock the programming to prevent tampering</li> </ul>
644042	PASS24NET/N/VR	NET24N	24V	4 m fast	✓	S	41	10			
644041	PASS24NET/N/L	NET24N	24V	4 and 5 m slow	✓	S	41	10			
644050	PASS24NET/N/V/INOX	NET24N	24V	3 m fast	✓	S	41	10			
644052	PASS24NET/N/VR/INOX	NET24N	24V	4 m fast	✓	S	41	10			
644051	PASS24NET/N/L/INOX	NET24N	24V	4 and 5 m slow	✓	S	41	10			

PASS24NET/N/V, PASS24NET/N/VR, PASS24NET/N/L models: painted in RAL 7016.

INOX models: AISI 304 stainless steel, RAL 7016 grey colour with cataphoresis treatment.

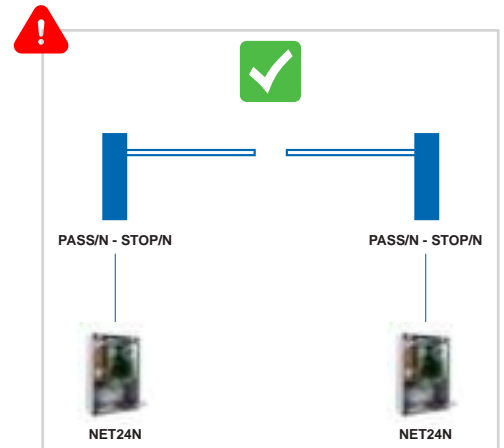
All models:

- led lights, boom, boom holder and foundation plate are not included.

- the barrier must be balanced correctly in order to allow a proper way of operation

ATTENTION: you must use 1 control board NET24N with every barrier.

TECHNICAL INFO	PASS24NET/N/V	PASS24NET/N/L	PASS24NET/N/VR
Motor power supply (V)	24V ~		
Maximum power absorption (W)	105		
Duty cycle (cycles/hours)	290	140	240
N. max cycles in 24h.	800		
Operating temperature (°C)	-20 ÷ 50		
90° Opening time (s)	2,2	6	2,8
Weight with packing (Kg)	41		
Sound pressure (dBA)	< 70		
Protection level	IPX4		



## BOOMS AND BOOM HOLDERS

 **COD. 381744**  
**Art. OMPASS**  
Boom holder for DEA booms art.PASS3 and art.PASS4

 1 

 **COD. 381741**  
**Art. OMPASS60**  
Boom holder for commercial boom 60x30mm

 1 

 **COD. 649250**  
**Art. OMPASS5**  
Boom holder and fixing counter-plate for DEA boom art. PASS5

 1 

 **COD. 649140**  
**Art. PASS3**  
DEA rectangular painted boom 3220x65x38mm, with reflective stickers art.1012

 1 

 **COD. 649141**  
**Art. PASS4**  
DEA rectangular painted boom 4220x65x38mm, with reflective stickers art.1012


















 1 

 **COD. 649240**  
**Art. PASS5**  
DEA painted lightweight boom 5220x80x40mm, without reflective stickers. To be used only with art. PASS24NET/N/L (not compatible with other accessories)


 1 

 **Not compatible with other accessories or with the front plastic cover of the boom holder**

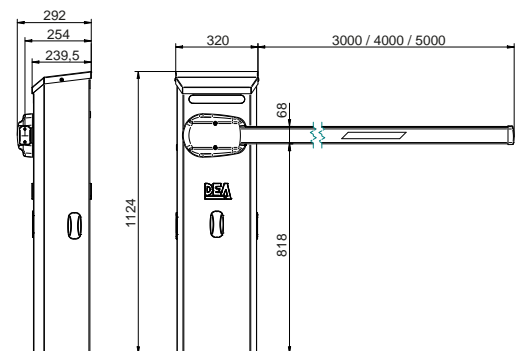
## SPECIFIC ACCESSORIES

 <p><b>COD. 649000</b> <b>Art. 1006</b> Mobile boom support</p> <p>1 €</p>	 <p><b>COD. 649020</b> <b>Art. 1010</b> Height adjustable fixed boom support</p> <p>1 €</p>	 <p><b>COD. 649021</b> <b>Art. 1010/M</b> Height adjustable fixed boom support with magnet</p> <p>1 €</p>
 <p><b>COD. 101026</b> <b>Art. 1012</b> Reflective red stickers (1 pcs)</p> <p>1 €</p>	 <p><b>COD. 649200</b> <b>Art. BAT/PASS</b> Battery set for PASS barriers consisting of 2 x 4Ah batteries, fixing plates and connecting cables</p> <p>1 €</p>	 <p><b>COD. 649160</b> <b>Art. BSF</b> Bracket for LINEAR photocells</p> <p>1 €</p>
 <p><b>COD. 649290</b> <b>Art. LED/B</b> LED strip for top of the barrier case Consumption min. 184 mA max. 552 mA. For power supply, see the table on p.128</p> <p>1 €</p>	 <p><b>COD. 649174</b> <b>Art. STRIP-LED</b> RG led strip for booms (L=8m) without power adapter For more information, see the table on p.128</p> <p>1 €</p>	 <p><b>COD. 163523</b> <b>Art. POWER SUPPLY 840mA</b> Power supply 24V - 20W. For more information, see the table on p.128</p> <p>1 €</p>
 <p><b>COD. 321810</b> <b>Art. GSOFTP</b> Black rubber profile, EPDM S65 (24m)</p> <p>1 €</p>	 <p><b>COD. 649073</b> <b>Art. PASS/B</b> Foundation plate</p> <p>1 €</p>	 <p><b>COD. 649281</b> <b>Art. PASS-LIMIT SWITCH</b> Electrical limit switch, 2 micro switches and bracket</p> <p>1 €</p>
 <p><b>COD. 667061</b> <b>Art. LOOP 230/1</b> Loop detector, 1 channel</p> <p>1 €</p>	 <p><b>COD. 667071</b> <b>Art. LOOP 230/2</b> Loop detector, 2 channels</p> <p>1 €</p>	 <p><b>COD. 681034</b> <b>Art. SMFLED230/2</b> 230V led traffic light: red-green lights</p> <p>1 €</p>
 <p><b>COD. 681035</b> <b>Art. SMFLED24/2</b> 24V led traffic light: red-green lights</p> <p>1 €</p>	<p><b>NEW</b></p>  <p><b>COD. 649380</b> <b>Art. MAGNETIC DIN BAR</b> Magnetic DIN guide for PASS/N, STOP/N, TRAFIK/N barrier</p> <p>1 €</p>	

## EXAMPLE OF A TYPICAL INSTALLATION



## DIMENSIONS



 <p>1 COD. 644040 PASS24NET/NV</p>	 <p>2 COD. 649140 PASS3</p>	 <p>3 COD. 649290 LED/B</p>	 <p>4 COD. 662050 LINE-X/L</p>	 <p>5 COD. 664000 PILLY/60</p>	 <p>6 COD. 321810 GSOFTP</p>	 <p>COD. 381744 OMPASS</p>	 <p>COD. 649073 PASS/B</p>	 <p>COD. 649160 BSF</p>	 <p>COD. 672673 GTX4</p>
--	--	--	---	--	---	---	---	--	---

The new LINE-X/L, AURA-X, and GTX accessories will be shipped once the current models are out of stock

# STOP/N



**Electromechanical barrier**  
**up to 8m of boom length**



# STOP/N

Steel, cataphoresis, RAL 7016 grey, powder paint, textured finish

Control panel under the top cover for easier programming

The encoder technology guarantees high performance and safety in movement

4m or 6m boom with the option of combining two booms through art. BOOM-LINK to obtain a maximum length of 8m

Identify between the closing position (red LED) and the opening position (green LED). \*

The metal mechanics with machined steel gears guarantee reliability and durability over time

If you have accessories installed on the rod you can find the right balances by adding or removing springs from the inner plate (KITMOLLA)

The DE@NET universal control board makes this operator compatible with the NETLINK System.



Compatible with NETCOM, the device for installation, maintenance and remote management, from your office!

The standard electromechanical limit switches give precision in adjusting the opening and closing position

\* For this functionality, either art. NET-EXPANSION or art. NET-EXPANSION MINI is required.

## STOP/N BARRIERS

COD.	Art.	DEA	⚡	📄	🏠	🏁	🏋️	📏	€	OTHER CHARACTERISTICS
645052	STOPNET/N/L-F	NET230N	230V	6 - 8 m slow	✓	E	81	6		<ul style="list-style-type: none"> <li>• Electromechanical limit switches integrated</li> <li>• Supplied with <b>2 springs + 1 additional one</b></li> <li>• Motor control by encoder and obstacle detection</li> </ul>
645062	STOPNET/N/L-F/INOX	NET230N	230V	6 - 8 m slow	✓	E	81	6		
645050	STOP24NET/N/V-F	NET24N	24V	4 m fast	✓	E	79	6		<ul style="list-style-type: none"> <li>• Electromechanical limit switches integrated</li> <li>• Supplied with <b>2 springs</b></li> <li>• Motor control by encoder and obstacle detection</li> </ul>
645060	STOP24NET/N/V-F/INOX	NET24N	24V	4 m fast	✓	E	79	6		
645051	STOP24NET/N/L-F	NET24N	24V	6 - 8 m slow	✓	E	79	6		<ul style="list-style-type: none"> <li>• Electromechanical limit switches integrated</li> <li>• Supplied with <b>2 springs + 1 additional one</b></li> <li>• Motor control by encoder and obstacle detection</li> </ul>
645061	STOP24NET/N/L-F/INOX	NET24N	24V	6 - 8 m slow	✓	E	79	6		

STOPNET/N/L-F, STOP24NET/N/V-F, STOP24NET/N/L-F models: RAL 7016 grey colour by **cataphoresis treatment**.

INOX models: AISI 304 stainless steel, RAL 7016 grey colour with **cataphoresis treatment**.

All models:

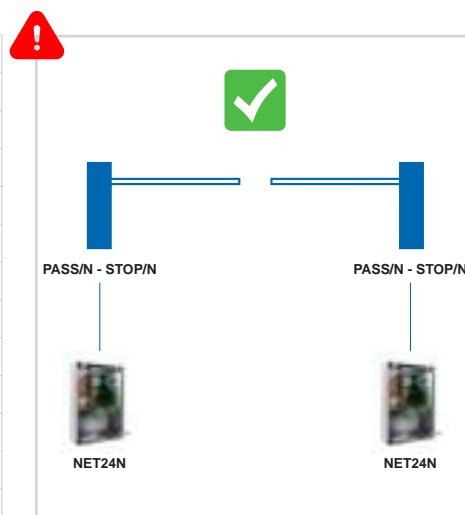
- Led lights, boom, boom holder and foundation plate are not included.

- The barrier must be balanced correctly in order to allow a proper way of operation.

- In case of additional accessories, verify the quantity of additional KIT MOLLA needed referring to the chart "ADDITIONAL KIT MOLLA" (see p.128)

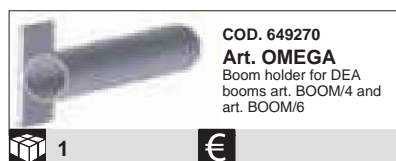
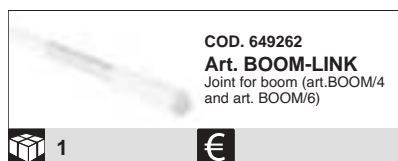
**ATTENTION:** you must use 1 NET24N control board with every barrier.

TECHNICAL INFO	STOPNET/N/L-F		STOP24NET/N/V-F	STOP24NET/N/L-F	
	4 - 6m	6 - 8m	4m	4 - 6m	6 - 8m
Motor power supply (V)	230V ~ ± 10 % (50/60 Hz)			24V ~	
Maximum power absorption (W)	500			120	
Duty cycle (cycles/hours)	150	125	500	250	170
N. max cycles in 24h.	1800	1500	5500	3000	2100
Built-in capacitor (µF)	18			/	
Operating temperature (°C)	(-20°) - (50°)				
Motor thermal protection (°C)	150			/	
90° Opening time (s)	6,5	8	2,7	5,3	7,5
Weight with packing (Kg)	81			79	
Sound pressure (dBA)	< 70				
Protection rating	IPX4				




## BOOMS AND BOOM HOLDERS

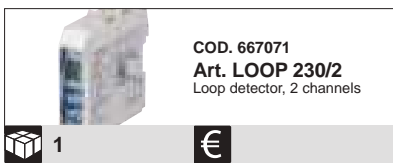
NEW




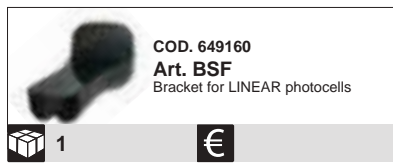
## ATTENTION



## SPECIFIC ACCESSORIES



NEW

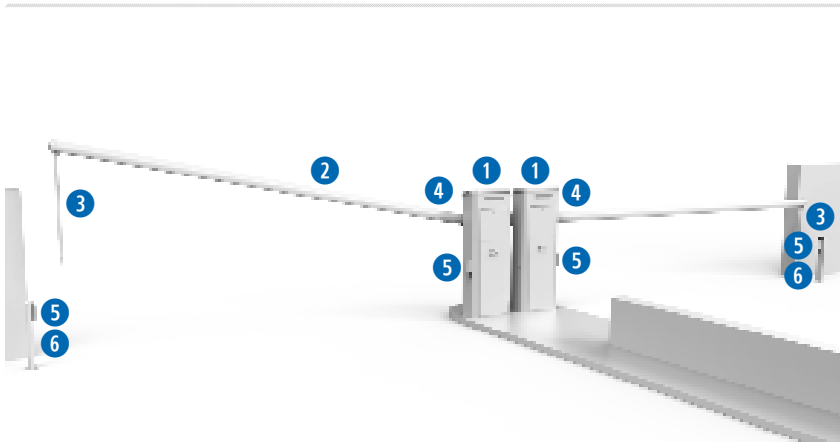


### Supplementary KIT MOLLA for barriers with booms from 4 up to 8m length

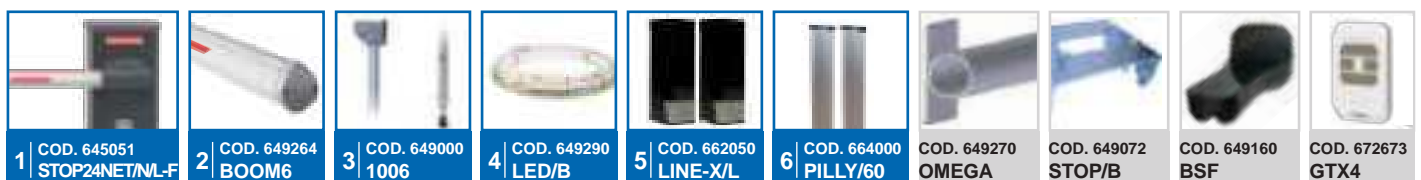
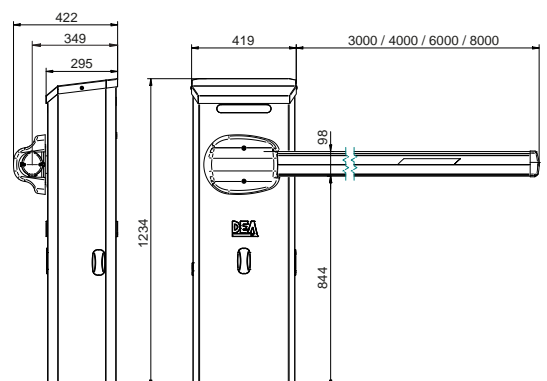


The number of KIT MOLLA (cod. 649220) is different depending on the type of accessories to be mounted on the boom.  
The table at page 128 illustrates the number of kits required for different situations.

## EXAMPLE OF A TYPICAL INSTALLATION



## DIMENSIONS



The new LINE-X/L, AURA-X, and GTX accessories will be shipped once the current models are out of stock

# TRAFIK/N



The electromechanical road barrier, rated for continuous usage and perfect for heavy traffic!

Up to 6m of boom length



# TRAFIK/N

Possibility of installation in rooms with low ceiling thanks to the accessory art. ART-TRAFIK

Flexible and quick during installation thanks to the double output of the shaft which allows you to install the rod in both sides

Easy adjustment of the closing and opening position thanks to the electromechanical limit switches

Possibility of installing an additional limit switch to signal the status of the barrier

Full access to internal mechanical and electrical components thanks to the presence of two doors and a removable cover

Suitable for locations with heavy traffic, such as car parks, commercial areas, industrial sites

Passage width up to 6m

Opening speed max. 1,5"

Operator in oil bath to ensure longer life

High resistance to corrosion with the case with cataphoresis treatment and polyester powder coating



The DE@NET universal control board makes this operator compatible with NETLINK System.




**NETCOM**

Compatible with NETCOM, the device for installation maintenance and remote control management!

RGB LED, multifunction (flashing or fixed) - optional\*

\* For this functionality it is necessary to purchase separately art. NET-EXPANSION or art. NET-EXPANSION MINI



The combination of inverter technology and encoder guarantees greater control, smoothness and safety in movement





## TRAFIK/N BARRIERS

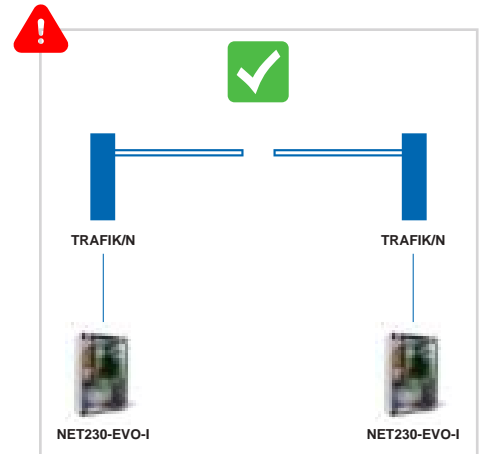
COD.	Art.	DEA	⚡	📏	✓	E	✓	74	4	€	OTHER CHARACTERISTICS
646010	TRAFIK/N*	NET230-EVO-I	230V	2-6 m	✓	E	✓	74	4		<ul style="list-style-type: none"> <li>• Input power supply 230V</li> <li>• Three-phase asynchronous 230V motor</li> <li>• Control board NET230 EVO-I</li> <li>• Inverter-controlled</li> <li>• Obstacle detection performed by the encoder</li> <li>• Electro-mechanical limit switches included</li> </ul>
646011	TRAFIK/N INOX**	NET230-EVO-I	230V	2-6 m	✓	E	✓	74	4		

\*Main case complete with two doors and top cover with cataphoresis treatment, painted in anthracite RAL 7016.

\*\*Main case complete with two doors and top cover in AISI 304 stainless steel with cataphoresis treatment, painted in anthracite RAL 7016.

Attention: boom, boom holder cover, flashing light circuit and foundation plate not included. Spring not included.

TECHNICAL INFO	TRAFIK/N	
Boom length	2 ÷ 4m	4 - 6m
Motor power supply (V)	230V - Three-phase	
Maximum power absorption (W)	250	
N. max cycles in 24h.	15.000	5.000
MCBF (Mean Cycles Between Failures)	3.500.000 Op	
Operating temperature (°C)	(-20°) - (45°)	
90° Opening time (s)	1,5 ÷ 4	4 ÷ 7
Weight with packing (Kg)	70	
Sound pressure (dBA)	< 70	
Protection level	IP54	



## BALANCING SPRING

**COD. 649310**  
**Art. MOLLA S**  
Balancing spring with coil wire of Ø 10 mm.

1 €

**COD. 649311**  
**Art. MOLLA XL**  
Balancing spring with coil wire of Ø 11 mm.

1 €

Accurate operation is guaranteed with the correct balance of the spring and adjustment of slow down. See the table at page 129.

## BOOMS AND BOOM HOLDERS

NEW

**COD. 649265**  
**Art. BOOM/3**  
DEA round painted boom 3125xØ80 mm, with stickers art. 1012

1 €

**COD. 649263**  
**Art. BOOM/4**  
DEA round painted boom 4125xØ80 mm, with stickers art. 1012

1 €

**COD. 649264**  
**Art. BOOM/6**  
DEA round painted boom 6125xØ80 mm, with stickers art. 1012

1 €

**COD. 649262**  
**Art. BOOM-LINK**  
Joint for boom (art. BOOM/4 and art. BOOM/6)

1 €

**COD. 649270**  
**Art. OMEGA**  
Boom holder for DEA booms art. BOOM/4 and art. BOOM/6

1 €


**COD. 649370**  
**Art. OMEGA/S**  
Release rod holder system for TRAFIK/N

1 €

**COD. 649360**  
**Art. ART-TRAFIK KIT**  
90° articulation kit for TRAFIK with 4 metres pre-drilled boom, to be assembled. The use of art. MOLLA S cod. 649310 is mandatory

1 €

## ATTENTION



## SPECIFIC ACCESSORIES




**COD. 649340**  
**Art. 1005/BRACKET**  
Guide support for skirt 1005/N for TRAFIK/N and STOP/N

1 €



**COD. 387100**  
**Art. 1005/N**  
Aluminium skirt 2m long

1 €



**COD. 649000**  
**Art. 1006**  
Mobile boom support

1 €



**COD. 649020**  
**Art. 1010**  
Height adjustable fixed boom support

1 €



**COD. 649021**  
**Art. 1010/M**  
Height adjustable fixed boom support with magnet

1 €



**COD. 101026**  
**Art. 1012**  
Reflective red stickers (1 pcs)

1 €



**COD. 649290**  
**Art. LED/B**  
LED strip for top of the barrier case  
Consumption min. 184 mA max. 552 mA. For power supply, see the table on p.128

1 €




**COD. 649174**  
**Art. STRIP-LED**  
RG led strip for booms (L=8m) without power adapter  
For more information, see the table on p.128

1 €




**COD. 321810**  
**Art. GSOFTP**  
Black rubber profile, EPDM S65 (24m)

1 €



**COD. 649300**  
**Art. TRAFIK/B**  
Foundation plate to be fixed

1 €




**COD. 649320**  
**Art. FC-AUX**  
Additional limit switch for TRAFIK/N

1 €



**COD. 667061**  
**Art. LOOP 230/1**  
Loop detector, 1 channel

1 €



**COD. 667071**  
**Art. LOOP 230/2**  
Loop detector, 2 channels

1 €



**COD. 681034**  
**Art. SMFLED230/2**  
230V led traffic light: red-green lights

1 €



**COD. 681035**  
**Art. SMFLED24/2**  
24V led traffic light: red-green lights

1 €

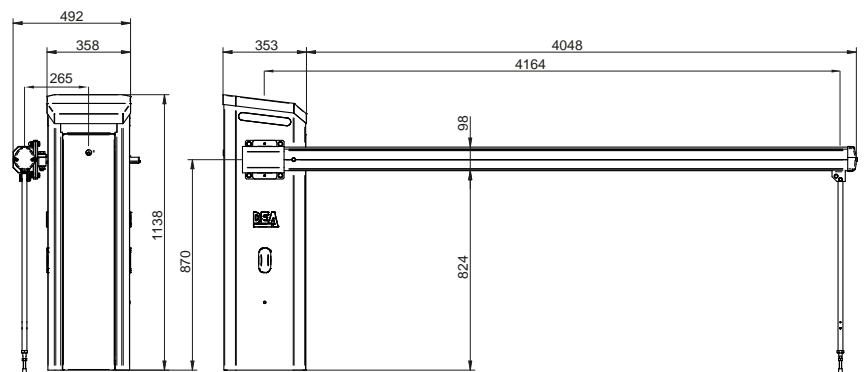
NEW



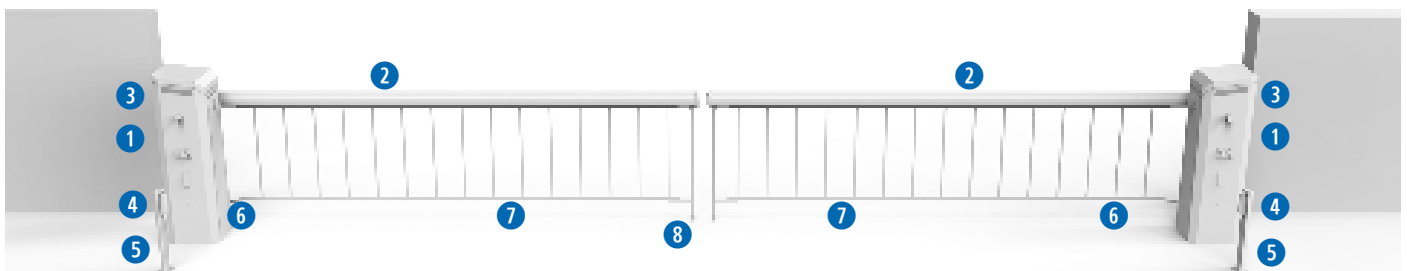
**COD. 649380**  
**Art. MAGNETIC DIN BAR**  
Magnetic DIN guide for PASS/N, STOP/N, TRAFIK/N barrier











1 €

## DIMENSIONS



## EXAMPLE OF A TYPICAL INSTALLATION








									
1	2	3	4	5	6	7	8	COD. 649270 OMEGA	COD. 649311 MOLLA XL

The new LINE-XL, AURA-X, and GTX accessories will be shipped once the current models are out of stock

# STOP N + BOOM

**STOP N is supplied with 2 springs applied and 1 apart.**  
This table refers to the use of the barrier with light beam BOOM4 and BOOM6

ADDITIONAL KIT MOLLA					
L					KIT MOLLA 
	BOOM LINK	1010/M - 1006	GSOFTP	1005/N	TO BE ADDED
5m	✓	✓	✓		+ 1
	✓			✓	
	✓	✓		✓	
6m				✓	+ 1
		✓		✓	
	✓	✓			
	✓		✓		+ 2
	✓	✓	✓		
	✓			✓	
7m	✓				+ 1
	✓	✓			+ 2
	✓		✓		
	✓	✓	✓		+ 3
	✓			✓	
	✓	✓		✓	
8m	✓				+ 2
	✓	✓			+ 3
	✓		✓		
	✓	✓	✓		+ 4
	✓			✓	
	✓	✓		✓	

## PASS/N-STOP/N-TRAFIK/N+LED lights+power supplies

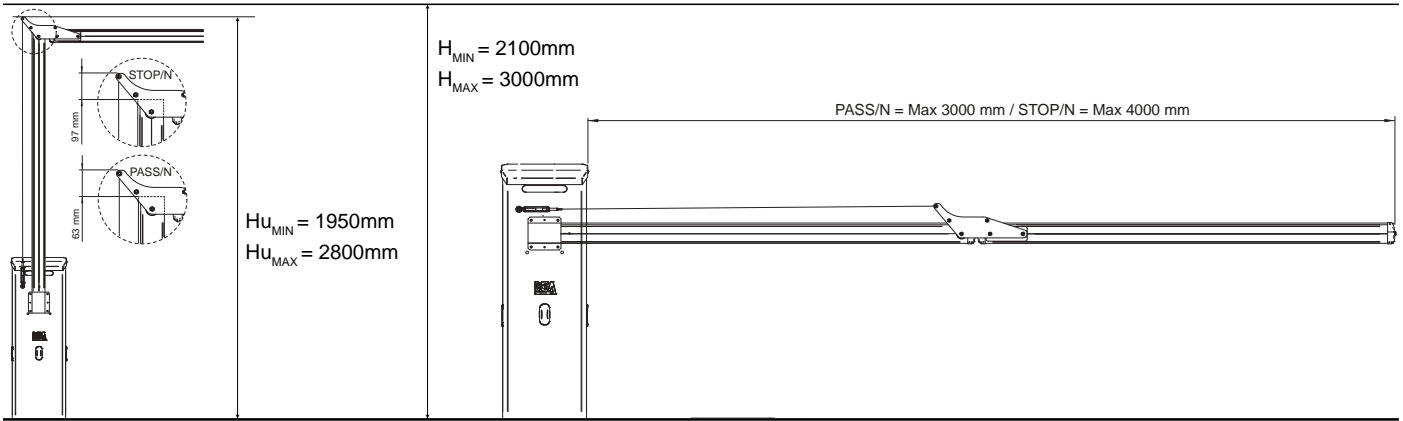
Supplementary power supply guide for the LEDs of PASS/N, STOP/N, TRAFIK/N barriers depending on the chosen accessories

model	LED lights			
	LED/B cod.649290		STRIP-LED cod.649174	
	on during movement	always on	on during movement	always on
PASS/N	-		-	
STOP/N (230V)	POWER SUPPLY 840mA cod. 163523	POWER SUPPLY 840mA cod. 163523	POWER SUPPLY 840mA cod. 163523	POWER SUPPLY 840mA cod. 163523
STOP/N (24V)	-		-	
TRAFIK/N	-	-	-	-

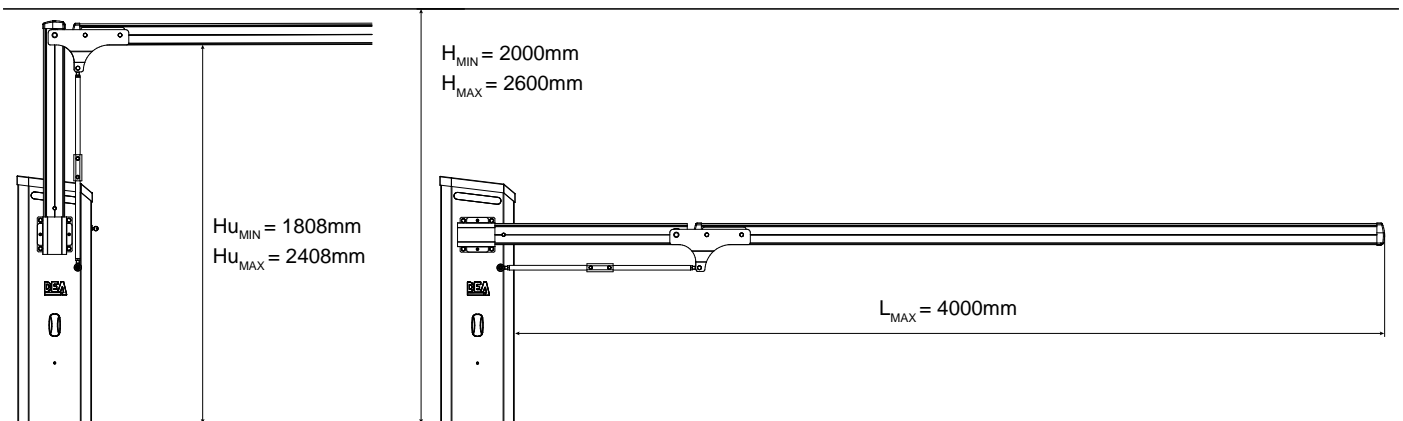
**TABLE valid for LED accessories where only 1 basic colour is powered (R-G-B).**

If 2 or 3 basic colours are activated simultaneously on the LED accessory to obtain other colours in addition to R-G-B, check the total absorption in the technical manuals and check that the 24V source provided can support it.

# PASS/N + ART-PASS / STOP/N + ART-STOP/N



# TRAFIK/N + ART-TRAFIK KIT



# TRAFIK/N + BOOM + MOLLA

L				MOLLA
2m - 5m	-	-	-	S
	-	✓	-	
	-	-	✓	
	✓	✓	✓	
	✓	✓	✓	
5,5m	-	-	-	S
	-	✓	-	
	-	✓	✓	
	✓	✓	✓	XL
	✓	✓	-	
6m	-	-	-	XL
	-	-	✓	
	-	✓	-	
	✓	✓	-	
	✓	✓	✓	

# ROCK



**Hydraulic retractable bollard**  
**height 700 mm**



# ROCK

Hydraulic pump integrated in the top section, to assist with maintenance activities



High visibility thanks to the reflective band and the diffuser with red LED

Removable structure with double anti-corrosion treatment: cataphoresis and thermal painting black polyester



The DE@NET universal control board makes this operator compatible with NETLINK System.



**NETCOM**

Compatible with NETCOM, the device for installation maintenance and remote control management!



Linear guide system with chrome-plated steel cylinders

Suitable for intensive usage thanks to the hydraulic circuit power.

The version with cable simplifies the wiring phase and ensures watertight integrity



## ROCK OPERATORS

COD.	Art.							€	OTHER CHARACTERISTICS
651001	ROCK/CABLE	230V	274 mm	700 mm	6 mm	M	1		<ul style="list-style-type: none"> <li>•Removable structure, cataphoresis treatment</li> <li>•Emergency manual release</li> <li>•LED diffusers with integrated buzzers</li> <li>•2 magnetic limit switches</li> <li>•Walking surfaces in aluminium, cataphoresis, micaceous grey</li> <li>•Retro-reflecting film with high-luminous efficacy</li> <li>•15m cable (only for art. ROCK/CABLE)</li> <li>•Framework with cataphoresis treatment to be cemented (art. ROCK/B) not included</li> <li>•Colour: NERO SIDERALE PERL</li> </ul>
651002	ROCK/CABLE/EL	230V	274 mm	700 mm	6 mm	M	1		
651020	ROCK/F	FIXED VERSION	274 mm	700 mm	4 mm		1		<ul style="list-style-type: none"> <li>•Fixed bollard with cataphoresis treatment</li> <li>•Retro-reflecting film with high-luminous efficacy</li> </ul>

ROCK/CABLE: framework art. ROCK/B not included

ROCK/F: supplied without led light and base cover

ROCK/CABLE/EL: Electrovalve art. ROCK/EL V2 included for quick descent in case of power failure

TECHNICAL INFO	ROCK/CABLE	ROCK/CABLE/EL
Movement	Hydraulic	
Height	700mm	
Diameter	Ø274mm (±2mm)	
Material	Steel Fe 360	
Treatment	Cataphoresis and polyester powder paint, black	
Ascent time	6 sec	
Descent time	5 sec	
Quick descent time (with solenoid valve and power failure)	1,5 sec	
Usage	Intensive	
Reflective band	50mm	
Emergency manual manoeuvre	Mechanical unlocking on hydraulic circuit	
Impact resistance	29KJ with clamps ; 40KJ with armor reinforcement	
Crash resistance	29KJ with clamps ; 138KJ with armor reinforcement	
Cable for connection	15 m FG16 7x1,5 + 10x0,5	
Operating temperature	-15°C + 50°C -25°C + 50°C with heater	
Obstacle detection	Adjustable pressure switch	
Product weight	130 kg	
Hydraulic pump	Power supply 230V+10% 50/60 Hz	
Power absorption	400 W	420 W
Protection level	IP67	
Capacitor	12,5 µF	
Motor thermal protection	130°C	

## SPECIFIC ACCESSORIES



COD. 659064  
**Art. ROCK/EL V2**  
Solenoid and valve for quick descent, power supply cable included

1



COD. 659022  
**Art. ROCK/LOCK**  
Safety lock for bollard art. ROCK

1



COD. 659061  
**Art. ROCK/RE**  
Antifreeze heater

1



COD. 659070  
**Art. ROCK/B**  
Framework for bollard art. ROCK Ø=273 h=700mm

1



COD. 659071  
**Art. ROCK/C**  
Manhole close for bollard art. ROCK

1



COD. 659090  
**Art. ROCK/FB**  
Foundation base, clamps and base-covering flange for ROCK/F

1

**COD. 659091**  
**Art. ROCK/F LED**  
 Lighting kit for ROCK/F with LED circuit+Buzzer, power supply unit and junction box



1 €

**COD. 667061**  
**Art. LOOP 230/1**  
 Loop detector, 1 channel



1 €

**COD. 667071**  
**Art. LOOP 230/2**  
 Loop detector, 2 channels



1 €

**COD. 681034**  
**Art. SMFLED230/2**  
 230V led traffic light: red-green lights

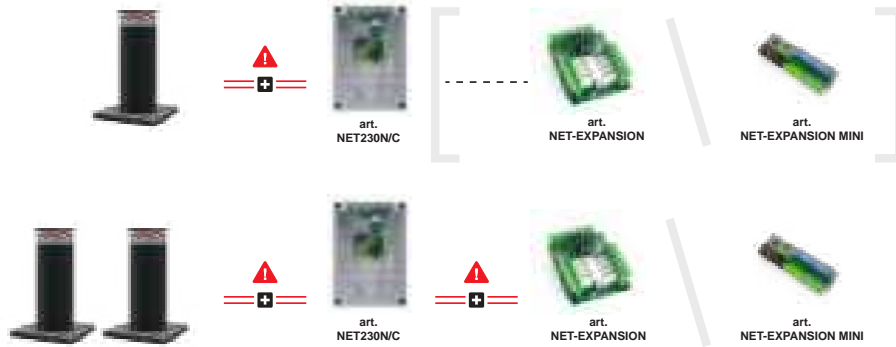


1 €

**COD. 681035**  
**Art. SMFLED24/2**  
 24V led traffic light: red-green lights

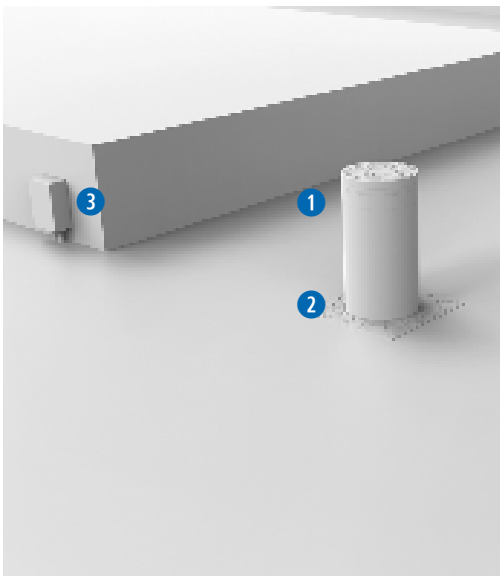


1 €



COD.	Art.
677610	NET230N/C
677611	NET230N/PROBOX
677620	NET-EXPANSION
677622	NET-EXPANSION MINI

### EXAMPLE OF A TYPICAL INSTALLATION



1 | **COD. 651001**  
ROCK/CABLE

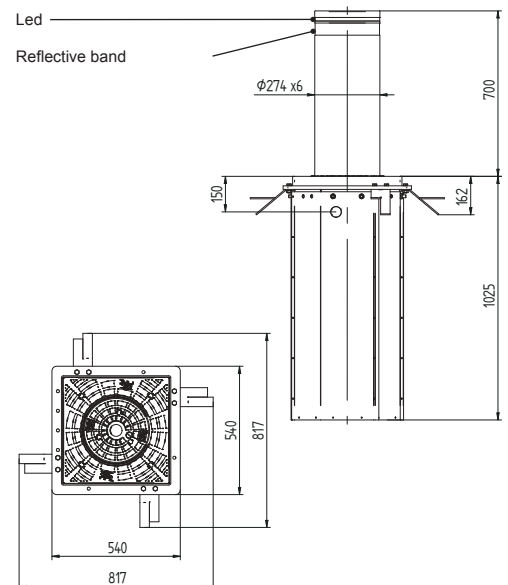
2 | **COD. 659070**  
ROCK/B

3 | **COD. 677611**  
NET230N/  
PROBOX


3 | **COD. 679210**  
STEELBOX

**COD. 667071**  
LOOP 230/2

### DIMENSIONS



### EXAMPLE OF A TYPICAL INSTALLATION



1 | **COD. 651001**  
ROCK/CABLE

2 | **COD. 659070**  
ROCK/B

3 | **COD. 677611**  
NET230N/  
PROBOX

3 | **COD. 679210**  
STEELBOX

3 | **COD. 677622**  
NET-EXPANSION MINI

**COD. 667071**  
LOOP 230/2

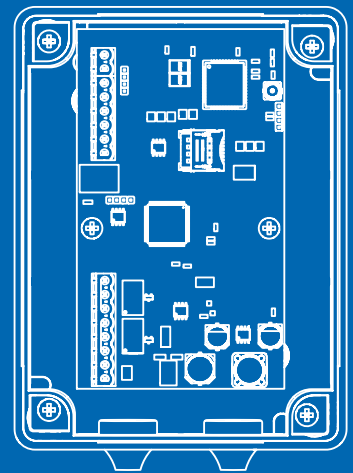

# NETLINK

## devices and accessories

All our operators with NETLINK technology are compatible with **NETCOM**, the device to **remotely manage your installations**, diagnose faults and **manage remotes**.

From the comfort of your office by GSM.

Watch the video!



# NETLINK

is our technology applied to DEA devices for the smart management of your installations, both locally and remotely.



# NET-COM

It's the device for the Installation's maintenance and remotes management, from your office!

- It can be used as a "TIMER" with the management of **calendar time slots**
- it can memorise up to **1,500 remotes**.

Features:

- modem
- 433 MHz radio receiver
- 2 programmable inputs and outputs
- archive memory up to 150,000 logs
- battery for keeping the clock up in case of power failure



NET-COM/4G



4G-EXP

COD.	Art.		€ x1
679120	NET-COM/4G	Device with 4G modem, supplied without a SIM (M2M) Possibility of using a SIM supplied by other operators Antenna included. External power supply unit required art.POWER SUPPLY 840mA cod.163523	1
679119	4G-EXP	4G module to be used to transform a NET-COM 2G into 4G (plug-in circuit)	1

## SIM plan and accessories



SIM BASE



SIM PRO



POWER SUPPLY  
840mA

179010	SIM BASE	SIM (Machine to Machine - M2M) with 5-year BASE plan (max. 2MB/month) for use with NETCOM. <b>ATTENTION: not compatible with DEUser</b> See table on p.17 to discover all the functionalities of this board	1
179011	SIM PRO	SIM (Machine to Machine - M2M) with 5 year PRO plan (max. 10MB/month) for use with NETCOM. <b>Compatible with DEUser</b> See table on p.17 to discover all the functionalities of this board	1
679122	SIM BASE / PRO RENEWAL	Card for SIM renewal: +60 months SIM BASE +48 months SIM PRO	1
163523	POWER SUPPLY 840mA	Power supply 24V - 20W. For more information, see the table on p.128	1



ANTENNA GSM-LTE



S-EXTENDER



LAN-EXP

179009	<b>ANTENNA GSM-LTE</b>	GSM-LTE outdoor antenna to increase the range signal. Cable= 2 m	1
677650	<b>S-EXTENDER</b>	Control board to extend from 3m up to 50m the range of the wiring between NET-COM and other NETLINK devices (such as control boards DE@NET and receivers).	1
679118	<b>LAN-EXP</b>	Plug-in module to connect the LAN cable to NETCOM	1

## NET-BOX



NET-BOX



GT CABLE

COD.	Art.			€ x1
679112	<b>NET-BOX</b>	NET-BOX is the DEA tool that allows you to customise the DEA remotes. Note: 1 pc art. GT-CABLE included	1	
470351	<b>GT-CABLE</b>	Cable to be used with NETBOX for programming compatible remotes	1	

## NET-NODE



DEAInstaller



DEAUser



NET-NODE 2.0



PREMIUM CARD

COD.	Art.			€ x1
677642	<b>NET-NODE 2.0</b>	Updated version of NET-NODE. Device to be connected to DE@NET control boards and to external receivers. Thanks to NET-NODE you can use the DEAInstaller and DEAUser apps on your smartphone. It is compatible only with DE@NET control board equipped with serial gate and NETLINK technology.	1	
397227	<b>NET-CABLE</b>	Cable to connect NET-NODE and NET-BOX with NET control boards and receivers, L= 500 mm	1	
679113	<b>PREMIUM CARD</b>	Card with serial code to upgrade your account to "Premium". It allows you to share the data of the installations with max 10 smartphones.	1	

# DIGIRAD/N



137x74x28 mm



-20÷50 °C



433,92 MHz



Rolling Code  
Dip Switch  
D.A.R.T.

**IP**

IP54



40m - 200m



4



200 g



max. 300 codes  
2 - 8 digits



IK09



## NETLINK Technology



Integrated Bluetooth module for programming and updating via DEAINSTALLER app

## 4 433MHz radio channels

It can manage up to **4 different automations** (e.g. main gate, entrance door, garage door and overhead door) and 300 codes

## Material resistance

Painted composite material for high UV resistance

## Protection against vandalism


IK09 degree of resistance offering excellent protection against impact or possible external damage

## Backlit buttons

Adjusting intensity and activation time

## Choose your favourite colour

The DIGIRAD/N - DIGILINK keypad can be customised in two optional colours. (DIGICOVER)



COD.	Art.			€ x1
663320	DIGIRAD/N	Digital radio keypad with 4 channels powered by batteries (2 x CR2450). Can store up to 300 codes (2-8 digits). 433.92 MHz frequency with selectable Rolling Code, Dip Switch and D.A.R.T. coding. Painted composite material for high UV resistance. Integrated Bluetooth module for programming and updating via DEAINSTALLER app	60	
679250	DIGICOVER SILVER	Kit consisting of top cover and aluminium-effect button covers	1	
679251	DIGICOVER CORTEN	Kit consisting of top cover and button covers corten effect	1	

# DIGILINK



137x74x28 mm



-20÷50 °C



433,92 MHz



Rolling Code  
Dip Switch  
D.A.R.T.



IP54



40m - 200m



4



200 g



max. 2000  
codes / cards



IK09



12-24 V ~ / ...



## NFC technology

Card reader with NFC technology at 13.56 MHz

## Memory

Can store up to 2000 codes and cards

## The command can be sent via:

- 4 radio channels (433 MHz)
- 2 relay outputs (OUT1 and OUT2)
- UART cable to be connected to the NET control board

## NETLINK technology



Integrated Bluetooth module for programming and updating via the DEAINSTALLER app

## Vandal protection

Certified IK09 degree of mechanical resistance, offering excellent protection against impacts or potential external damage. By using the UART cable, command transmission is encrypted, ensuring effective protection against tampering.

## Remote management



Possibility to connect to NETCOM for remote device management



COD.	Art.			€ x1
663330	DIGILINK	Wired numeric keypad with NFC reader, 13.56 MHz, capable of storing up to 2,000 codes and cards. 2 relay outputs, UART cable, 4 radio channels with a frequency of 433.92 MHz with selectable Rolling Code encoding, Dip Switch and D.A.R.T. Painted composite material for high UV resistance. Integrated Bluetooth module for programming and updating via DEAINSTALLER app, with the possibility of connection to NETCOM.	60	
673020	DIGITAG NFC	NFC tag for DIGILINK, with DEA encoding	1	
679250	DIGICOVER SILVER	Kit consisting of top cover and aluminium-effect button covers	1	
679251	DIGICOVER CORTEN	Kit consisting of top cover and button covers corten effect	1	

NEW - 03 2025

## REMOTE CONTROLS

DEA exclusive coding

**D.A.R.T.**

DEA Advanced Rolling Transmission



GTI2 - GTI4



GTI2/868 - GTI4/868



GTI2N - GTI4N

COD.	Art.		€ x1
------	------	--	------

### ROLLING CODE REMOTES

PHASE OUT	COD.	Art.	Description	Quantity	
	672635	GTI2	Serialized in sequence, white 2-channel remote control, 433 MHz, with 3 coding: HCS Rolling-Code, Dip-Switch and new DART coding	100	600
	672645	GTI4	Serialized in sequence, white 4-channel remote control, 433 MHz, with 3 coding: HCS Rolling-Code, Dip-Switch and new DART coding	100	600
	672637	GTI2/868	Serialized in sequence, white 2-channel remote control, 868 MHz, with 3 coding: HCS Rolling-Code, Dip-Switch and new DART coding	100	600
	672647	GTI4/868	Serialized in sequence, white 4-channel remote control, 868 MHz, with 3 coding: HCS Rolling-Code, Dip-Switch and new DART coding	100	600
	672636	GTI2N	Serialized in sequence, black 2-channel remote control, 433 MHz, with 3 coding: HCS Rolling-Code, Dip-Switch and new DART coding	100	600
	672646	GTI4N	Serialized in sequence, black 4-channel remote control, 433 MHz, with 3 coding: HCS Rolling-Code, Dip-Switch and new DART coding	100	600

### CLONING REMOTES



GTI2M - GTI4M

PHASE OUT	COD.	Art.	Description	Quantity	
	672603	GTI2M	Cloning serialized white 2-channel remote control, 433 MHz, with 3 coding: HCS Rolling-Code, Dip-Switch and new DART coding	100	600
	672613	GTI4M	Cloning serialized white 4-channel remote control, 433 MHz, with 3 coding: HCS Rolling-Code, Dip-Switch and new DART coding	100	600

### WALL SUPPORT



PHASE OUT	COD.	Art.	Description	Quantity
				1
	679191	GT-WALL	White support for transmitter art. GT (80xh80x15 mm)	1
	679192	GT-WALL/N	Black support for transmitter art. GT (80xh80x15 mm)	1

DEA exclusive coding

## D.A.R.T.

DEA Advanced Rolling Transmission



GTX4 - GTX2



GTX4/868 - GTX2/868



GTX4N - GTX2N



GTX4M - GTX2M



GTX-WALL

COD.	Art.		€ x1
------	------	--	------

### ROLLING CODE REMOTES

PHASE IN	COD.	Art.	Description	Quantity	
					€
PHASE IN	672670	GTX2	<b>Serialized in sequence</b> , white 2-channel remote control, 433 MHz, with 3 coding: HCS Rolling-Code, Dip-Switch and new DART coding	100	600
	672673	GTX4	<b>Serialized in sequence</b> , white 4-channel remote control, 433 MHz, with 3 coding: HCS Rolling-Code, Dip-Switch and new DART coding	100	600
	672680	GTX2/868	<b>Serialized in sequence</b> , white 2-channel remote control, 868 MHz, with 3 coding: HCS Rolling-Code, Dip-Switch and new DART coding	100	600
	672681	GTX4/868	<b>Serialized in sequence</b> , white 4-channel remote control, 868 MHz, with 3 coding: HCS Rolling-Code, Dip-Switch and new DART coding	100	600
	672671	GTX2N	<b>Serialized in sequence</b> , black 2-channel remote control, 433 MHz, with 3 coding: HCS Rolling-Code, Dip-Switch and new DART coding	100	600
	672674	GTX4N	<b>Serialized in sequence</b> , black 4-channel remote control, 433 MHz, with 3 coding: HCS Rolling-Code, Dip-Switch and new DART coding	100	600

### CLONING REMOTES

PHASE IN	COD.	Art.	Description	Quantity	
					€
PHASE IN	672660	GTX2M	Cloning serialized white 2-channel remote control, 433 MHz, with 3 coding: HCS Rolling-Code, Dip-Switch and new DART coding	100	600
	672662	GTX4M	Cloning serialized white 4-channel remote control, 433 MHz, with 3 coding: HCS Rolling-Code, Dip-Switch and new DART coding	100	600

### WALL SUPPORT

PHASE IN	COD.	Art.	Description	Quantity	
					€
PHASE IN	679193	GTX-WALL	White support for transmitter art. GTX (80xh80x15 mm)		1

COD.	Art.		€ x1
------	------	--	------

### BUTTONS KIT FOR GTX REMOTES



PHASE IN	COD.	Art.	Description	Quantity	
					€
PHASE IN	679260	KIT GTX2 BUTTONS YELLOW	Buttons kit, yellow, for 2 channels GTX remotes (5pcs). Note: kit includes buttons only, <b>the remote must be purchased separately</b>		1
	679270	KIT GTX4 BUTTONS YELLOW	Buttons kit, yellow, for 4 channels GTX remotes (5pcs). Note: kit includes buttons only, <b>the remote must be purchased separately</b>		1
	679261	KIT GTX2 BUTTONS GREEN	Buttons kit, dark green, for 2 channels GTX remotes (5pcs). Note: kit includes buttons only, <b>the remote must be purchased separately</b>		1
	679271	KIT GTX4 BUTTONS GREEN	Buttons kit, dark green, for 4 channels GTX remotes (5pcs). Note: kit includes buttons only, <b>the remote must be purchased separately</b>		1
	679262	KIT GTX2 BUTTONS ORANGE	Buttons kit, orange, for 2 channels GTX remotes (5pcs). Note: kit includes buttons only, <b>the remote must be purchased separately</b>		1
	679272	KIT GTX4 BUTTONS ORANGE	Buttons kit, orange, for 4 channels GTX remotes (5pcs). Note: kit includes buttons only, <b>the remote must be purchased separately</b>		1





COD.	Art.		€ x1
677660	NET-CPU EVO	<p>Control module (mounted on GULLIVER/N and TRAFIK/N) programmable via display, powered at 24V (accessory art. <b>POWER SUPPLY 2A not included</b>), manages 1 or 2 power modules with NET-M230-I inverter.</p> <p>Built-in 433MHz radio receiver with possibility of storing up to 200 radio commands. Possibility of adjusting more than 150 parameters.</p> <p>12 programmable inputs with 4 COM terminals, 4 non-powered relay outputs with max. capacity 6A / 250V-AC / 30V-DC, 5 programmable 24V outputs and 1 24V output for accessories max. 1A.</p> <p>Compatible with NETLINK system to connect NET-NODE, for local management, and NET-COM, for remote management.</p> <p><b>Only electronic circuit.</b></p>	1
677661	NET-M230-I	Power module with inverter for single-phase or three-phase motor in 230V. For use with NET-CPU-EVO.	1
677662	NET230EVO-I/C	NET-CPU-EVO board with power supply unit art. <b>POWER SUPPLY 2A</b> and power module art. <b>NET-M230-I</b> mounted on box art. <b>100GR</b>	1
677663	NET230EVO-I-PROBOX	NET-CPU-EVO board with <b>POWER SUPPLY 2A</b> power supply unit and power module art. <b>NET-M230-I</b> mounted on a plate with trunking and DIN rail for use with <b>STEELBOX</b>	1
678301	NET724 EVO	Control board for SPACE/N / ADVANCE/N and for LIVI 4/24X/M operators (without box, circuit only)	1

CONTROL BOARDS RANGE DE@NET



COD.	Art.		€ x1
677610	NET230N/C	<p>Universal digital control board with box (100G) for 1 or 2 operators 230V AC, with or without magnetic encoder.</p> <p>Selection in a single step of the type of operator used (sliding, swing, counterweight door, barrier, sectional door, bollard), with automatic configuration all inputs/outputs and best operating options. Factory configured as a swing.</p> <p>Possibility of adjustment of 99 operating parameters such as strength, speed and duration of the slowdown, anti-crush sensor sensitivity, possibility of blocking the programming to prevent tampering of the installation, type of operation of each input etc.</p> <p>Simplified learning procedure. 433 MHz radio receiver for up to 100 remote controls (fixed or rolling code coding).</p> <p>(182xh267x98mm)</p>	1
677600	NET230N	Circuit only	20
677611	NET230N/PRO-BOX	NET230N control board mounted on plate with cable holders and DIN rail to use on art. STEELBOX	1



NET24N/C

Compatible with NETCOM



NET24N/PROBOX

Compatible with NETCOM

		Universal digital control board with box (100GR) for 1 or 2 operators, 24V DC, with or without magnetic encoder.	
		Selection in a single step of the type of operator used (sliding, swing, counterweight door, barrier, sectional door, bollard), with automatic configuration all inputs/outputs and best operating options. Factory configured as a swing.	
678261	NET24N/C	Possibility of adjustment of 99 operating parameters such as strength, speed and duration of the slowdown, anti-crush sensor sensitivity, possibility of blocking the programming to prevent tampering of the installation, type of operation of each input etc.  Simplified learning procedure. 433 MHz radio receiver for up to 100 remote controls (fixed or rolling code coding).  (182xh267x137mm)	1
678263	NET24N/C250	NET24N with 250W transformer for use with REV operators ready for IRON BOX	1
678251	NET24N	Circuit only	20
678264	NET24N/PROBOX	NET24N control board with transformer mounted on plate with cable holders and DIN rail to use on art. STEELBOX	1

## EXPANSION BOARDS



COD.	Art.		€ x1
677620	NET-EXPANSION	Expansion board 6 inputs - 8 outputs for control boards NET Series. New features can be activated in the NET control board including: analog or resistive inputs, traffic light control, compass control, alarm contact with automatic closing when the power failure, open gate warning light with variable frequency in opening/closing (cable length 300mm + spacers). <b>Compatible only with DE@NET boards with serial port</b> (NET230N and NET24N from the version 30, NET724 EVO).	1
677622	NET-EXPANSION MINI	Mini expansion board, 4 resistive input and 1 NC-NO output, compatible only with NET24N and NET230N	1
677621	NET-EXPANSION/C	NET-EXPANSION expansion board with box and 1000 mm cable	1
677651	485/EXP/MASTER SLAVE	Expansion board for connecting two EVO series control units in MASTER-SLAVE mode. For this functionality, each control unit must be connected to an expansion module.	1
677670	OUTPUT EXP 24V	Dry contact conversion module for 24 V DC outputs.	1



NET-EXPANSION



NET-EXPANSION MINI



485/EXP/MASTER SLAVE



OUTPUT EXP 24V

## CONTROL BOARDS RANGE NORMA



400RR/C

COD.	Art.			€ x1
677140	400RR/C	Digital control board three-phase 400V AC (with box 100G) for 1 operator with encoder control. It is complete with anti-crushing safety device, integrated 433 MHz radio receiver, speed adjustment during normal cycle and slow down in opening and closing, force adjustment up to 70 levels and separate in open and close, anti-inertia braking device.	1	
677130	400RR	Only electronic circuit.	1	

## CONTROL BOARDS RANGE START



212E/C



211ER/C

COD.	Art.			€ x1
677120	212E/C	Control board (with 100G box) for 1 or 2 230V AC operators, complete with 433 MHz radio receiver, automatic operating time learning, electronic force adjustment, controlled input for external safety device.	1	
677110	212E	Circuit only	1	
677540	211ER/C	Control panel (with 100A box) for the automation of 230V AC operators for roller shutters. Selectable operating logic (step by step, separated open/close, dead man command) programmable working times, with built-in 433MHz radio receiver.	1	

## POWER SUPPLIES



COD.	Art.			€ x1
163523	<b>POWER SUPPLY 840mA</b>	Power supply 24V - 20W. For more information on using the barriers with LED strips, see the table on p.128	1	
163016	<b>POWER SUPPLY 2A</b>	Power supply 230VAC-24V 2.2A Used on NET-M230-I.	1	

## SOLAR POWER SYSTEM



COD.	Art.			€ x1
681056	<b>GREEN ENERGY/X</b>	Solar power system to be used for applications with control board NET24N. The set includes: box with 2 pieces 18 Ah buffer battery, battery charge control circuit, standby power reduction circuit to be connected to the NET24N control board. Solar panel not included.	1	
681052	<b>CHARGER/X</b>	Battery CHARGER/X for GREEN ENERGY/X	1	
681054	<b>SOLAR PANEL/XL</b>	Solar panel 30Wp with possibility to install up to 2 panels (wall fixing plate included). (390x660x25mm)	1	

## RECHARGEABLE BATTERIES



COD.	Art.			€ x1
629290	<b>BAT</b>	Batteries set with 2 x 12V batteries (1,2Ah for 24V operators) and connecting cables	1	
629293	<b>KIT BAT LIVI/X-GEKO/X</b>	Rechargeable batteries kit, 12V - 1,2Ah, complete with wiring cables and fixing plate for GEKO/X and LIVI/X	1	
649200	<b>BAT/PASS</b>	Batteries set for PASS/N barriers complete with 2 x 4Ah batteries, fixing plates and connecting cables	1	
649201	<b>BAT/STOP</b>	Batteries set for STOP/N barriers complete with 2 x 4Ah batteries, fixing plates and connecting cables	1	
639590	<b>BAT/ADV</b>	Battery set for ADVANCE/N – SPACE/N, consisting of 2 x 12V batteries (1.2 Ah for 24V motors) charging board and wall-mounting box	1	
175001	<b>117</b>	Rechargeable battery, 12V, 4Ah	1	
175000	<b>117B</b>	Rechargeable battery, 12V, 1,2Ah	1	
175009	<b>117G</b>	Extra battery for GREEN ENERGY/X	1	

## BOXES FOR CONTROL BOARDS

	COD.	Art.		€ x1
	<b>679130</b>	<b>100A</b>	Self-extinguishing ABS box to be inserted into LIVI sliding operators or for wall mounting (113 x h190 x 65 mm)	1
	<b>679060</b>	<b>100G</b>	Self-extinguishing ABS box (180 x h265 x 90 mm)	1
	<b>679070</b>	<b>100GR</b>	Self-extinguishing ABS box with raised cover (180 x h265 x 130 mm)	1
	<b>679180</b>	<b>100GP</b>	Wired cover with push buttons (180 x h265 x 60 mm)	1
	<b>679140</b>	<b>100GG</b>	Self-extinguishing ABS large 100G and 100GR protective box to IP55 (250 x h350 x 175 mm)	1
	<b>679210</b>	<b>STEELBOX</b>	Painted steel box with key lock for installation of control boards and other devices. The key is compatible with the locks of all the breakouts of the Dea operators. (300 x h400 x 200 mm)	1

## RECEIVERS



	COD.	Art.		€ x1
NEW	675610	291X/433 12-24V	Hardwired 2 channels receiver 433 MHz with capacity to store 1000 transmitters and button assignment independently for each transmitter and relay. Power 12-24V AC/DC, maximum contact rating 0,5A/30V DC, supplied with box art.100F (for indoor installation)	10 100
	675611	291X/868	Hardwired 2 channels receiver 868 MHz with capacity to store 1000 transmitters and button assignment independently for each transmitter and relay. Power 24V AC/DC, maximum contact rating 0,5A/30V DC, supplied with box art.100F (for indoor installation)	10 100
	675612	291X/433 + BOX/A	291X/433 12-24V receiver with BOX/A, the outdoor IP44 box with antenna	10 100
PHASE OUT	675603	281/2/868	Hardwired 2 channels receiver 868 MHz with capacity to store 1000 transmitters and button assignment independently for each transmitter and relay. Power 24V AC/DC, maximum contact rating 0,5A/30V DC, supplied with box art.100F (for indoor installation)	10 100
	675604	281/2/12V	Hardwired 2 channels receiver 433 MHz with capacity to store 1000 transmitters and button assignment independently for each transmitter and relay. Power 12V DC, maximum contact rating 0,5A/30V DC, supplied with box art.100F (for indoor installation)	10 100

## RECEIVERS ACCESSORIES



100F



BOX/A



240-240/868



240E

	COD.	Art.		€ x1
	679160	100F	Box for radio receiver art. 281/2 and art. 281/2/868	5
	679010	BOX/A	IP44 Box with built-in antenna for hardwired radio receivers art. 281/2 for external use	1
	179004	240	Tuned antenna 433MHz	1
	179008	240/868	Tuned antenna 868 MHz	1
	179006	240E	Supplementary antenna for ADVANCE/N / SPACE/N operators	1

## HOME AUTOMATION



220-H



220-5H



TR-PLUS


	COD.	Art.		€ x1
	675590	220-H	2-channel mini recessed receiver (1 unit)	1
	675591	220-5H	2-channel mini recessed receiver (5 units)	1
PHASE OUT	672620	TR-PLUS	Multi-channel remote control	1

## ACCESS CONTROL



COD.	Art.			€ x1
663310	DIGIPRO	Digikey with cable and proximity reader (76xh120x28mm)	1	
663311	DIGISLIM	Digikey with cable and proximity reader (45xh165x23,5mm)	1	
673001	CARDPROX	Proximity card with transponder, blank	1	
673011	COINPROX	Proximity token with transponder	1	
663330	DIGILINK	Wired numeric keypad with NFC card reader, compatible with NETLINK	60	
673020	DIGITAG NFC	NFC tag for Digilink, with DEA encoding	1	

## PUSH-BUTTON KEYPAD



COD.	Art.			€ x1
663400	PULSY	Push button panel open (N.O.) / close (N.C.) IP40 - Max 1 A	1	

## KEYSWITCHES



102LUX



GT-KEY



GT-KEY/SB



GT-KEY/I

COD.	Art.			€ x1
663030	102LUX	Plastic keyswitch with two contacts, surface mounted. Supplied with 2 keys. (78xh90x32mm)	1	
663090	GT-KEY	Metal vandal proof keyswitch with two contacts, surface mounted. Supplied with 2 keys. (70xh102x55mm)	1	
663091	GT-KEY/SB	Aluminium key switch with two keys and unlocking device by cable <b>Note: unlocking function to be used with operators for WILL 140 E roller shutter</b> (70xh102x55mm)	1	
663092	GT-KEY/I	Metal vandal proof keyswitch with two contacts, surface mounted. Supplied with 2 keys. (70xh102x55mm)	1	

# PHOTOCELLS AND COLUMNS



COD.	Art.			€ x1	
PHASE IN	662081	LINE-X	Pair of mini synchronizable photocells for outdoor installation. Maximum range 20m (40 x h 88,20 x 35,20mm)	10 100	
	662050	LINE-X/L	Pair of adjustable photocells (180°) with possibility of synchronized operating. Range 20m (40 x h 124,60 x 46mm)	10 60	
	662051	LINE-X/LB	Pair of adjustable photocells with battery-powered transmitter. Range 7/15m (40 x h 124,60 x 46mm)	10 60	
	662047	LINEAR/SHIELD	Pair of adjustable photocells LINEAR with vandal-proof aluminium cover art. COVER (56xh155x55mm)	22	
PHASE OUT	662080	LINEAR/XS	Pair of mini synchronizable photocells for outdoor installation. Maximum range 20m (31,5xh92x38mm)	10 100	
	662044	LINEAR	Pair of adjustable photocells (180°) with possibility of synchronized operating. Range 20m (40xh125x46mm)	10 60	
	662043	LINEAR/B	Pair of adjustable photocells with battery-powered transmitter. Range 7/15m (40xh125x46mm)	10 60	
	649160	BSF	Bracket for Linear photocells	1	
	664000	PILLY/60	Pair of 55cm column for photocells (2 pcs)	1	
	664010	PILLY/120	Pair of 100cm column for photocells and accessories (2 pcs)	1	
	664020	PILLY/BASE	Support to be cemented for column	1	
	662012	105/N	Pair of recessed photocells (70xh70x88 mm)	1	
	681070	106/N	Plastic holder to be cemented for art. 105/N (8 pcs) (63xh63x73mm)	8	

## LOOP DETECTORS



COD.	Art.			€
667061	LOOP 230/1	Loop detector, 1 channel	1	
667071	LOOP 230/2	Loop detector, 2 channels	1	

## FLASHING LIGHTS

NEW



AURA-X

- ✓ 24V
- ✓ 120V
- ✓ 230V

NEW



AURA-X  
YELLOW



AURA/N

- ✓ 24V
- ✓ 120V
- ✓ 230V

PHASE OUT

COD.	Art.			€
661131	AURA-X	LED flashing light, multi-voltage 24AC-DC /120AC/230AC, with integrated antenna 433MHz/868MHz. White light. Cable L=5m	50	
661132	AURA-X YELLOW	LED flashing light, multi-voltage 24AC-DC /120AC/230AC, with integrated antenna 433MHz/868MHz. Yellow light. Cable L=5m	50	
661130	AURA/N	LED flashing light, multi-voltage 24AC-DC /120AC/230AC, with integrated antenna 433MHz/868MHz Cable L=5m	50	
649290	LED/B	LED strip for PASS/N, STOP/N and TRAFIK/N barriers	1	

## LOCKS AND ACCESSORIES



110V



D



M



110OI

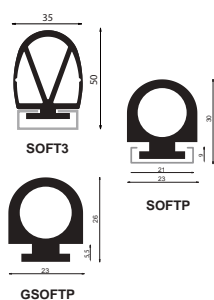
COD.	Art.			€
136006	110V	Vertical electric lock (without European cylinder) with ground selvage	1	
136043	T-V	Plate roof for vertical electric lock	1	
136005	D	Double European cylinder	1	
136004	M	Half European cylinder	1	
136044	110OI	Horizontal electric lock complete with double cylinder and horizontal selvage, adjustable, galvanized	1	
136042	T-O	Plate roof for horizontal electric lock (supplied with plate for horizontal selvage)	1	

## LOCKS AND ACCESSORIES



COD.	Art.			€
665000	BLINDOS	Safety enclosure to place external unlocking device handle	1	

## SAFETY DEVICES AND ACCESSORIES



COD.	Art.			€
------	------	--	--	---

### PASSIVE EDGES

667053	SOFT3	Safety black rubber profile (complete with aluminium base) useful to reduce the impact forces for sliding and swing gates (12m)	1	
667051	SOFTP	Black rubber and aluminium profile useful to reduce the impact forces for overhead doors (24m)	1	
321810	GSOFTP	Black rubber profile, EPDM S65 (24m)	1	

### MECHANICAL SAFETY EDGES



171034	C-16	Mechanical edge L=1.6m	1	
171035	C-20	Mechanical edge L=2m	1	
171002	130	Mechanical edge L= 1.2 m for overhead door (supplied without side cups 134)	1	
171003	131	Mechanical edge L= 1.8 m for overhead door (supplied without side cups 134)	1	
667030	134	Cups for right and left side closing for edge 130/131 (10 pcs)	1	

### RESISTIVE SAFETY EDGES (ACCORDING TO EN12978)\*

PHASE OUT	171039	CR-20	Safety resistive edge L=2m	1	
	171040	CR-25	Safety resistive edge L=2.5m	1	
	171031	121N	Safety resistive edge L=0.90m for IRONBOX	1	

\*Safety resistive edges are EN12978 compliant, when paired to the 135/2 board

### CONDUCTIVE SAFETY EDGES (ACCORDING TO EN12978)\*

171044	CC-20	Conductive safety edge 8.2 KΩ L=2m	1	
171045	CC-25	Conductive safety edge 8.2 KΩ L=2.5m	1	

\*Safety resistive edges are EN12978 compliant, when paired to the 135/2 board



**171046 135/2**

2-channel electronic board for certification of conductive safety edges (up to 4 edges, 2 per channel) or resistive safety edges (in series)

1

## SAFETY DEVICES AND ACCESSORIES



COD.	Art.			€
301020	<b>WARNING SIGN</b>	Warning sign EN	1	
681034	<b>SMFLED230/2</b>	230V AC led traffic light: red-green lights	1	
681035	<b>SMFLED24/2</b>	24V DC led traffic light: red-green lights	1	

## RADIO TRANSMISSION DEVICE



COD.	Art.			€
672920	<b>D-BAND KIT</b>	Transmitter and 868 MHz radio receiver for communication between resistive or mechanical safety edges and control board	1	
672901	<b>D-BAND TX</b>	Type CR2032 2x3V DC battery-powered transmitter (51xh103x36mm)	1	

## OTHER SPECIFIC ACCESSORIES








COD.	Art.			€
619050	<b>GREASE/G</b>	Sliding operators grease.1 kg pack	1	
619051	<b>GREASE/R</b>	Grease for overhead door operator, swing gates and barriers.1 kg pack	1	
629150	<b>600H</b>	Hydraulic oil: 1 litre	1	

# Sectioned operators and demo gates



## SECTIONED OPERATORS

Attention: before ordering this material, please check availability with your DEA representative

	COD.	Art.	€ x1
	613605	GULLIVER/N SHOWROOM	Sectioned operator for showroom, not working
	611001	LIVI 6X SHOWROOM	Sectioned operator for showroom, not working
	616022	REV220 SHOWROOM	Sectioned operator for showroom, not working
	625499	STING/S SHOWROOM	Sectioned operator for showroom, not working
	628071	GEKO/X SHOWROOM	Sectioned operator for showroom, not working

## DEMO GATES

Attention: before ordering this material, please check availability with your DEA representative

	COD.	Art.	€ NET PRICES
	691000	400/DIM	Sliding demo gate compatible with LIVI operator (operator and accessories not included)
	691060	G-L/DIM	Swing demo gate, 2 leaves, compatible with GHOST/LIVI 502/ GEKO operators (operator and accessories not included)
	691072	M-G/DIM	Swing demo gate, 2 leaves, compatible with MAC/GEKO operators (operator and accessories not included)
	691080	GEKO/DIM	Swing demo gate, 1 leaf, compatible with GEKO operator (operator and accessories not included)

# GENERAL TERMS AND CONDITIONS OF SALE

## 1. CONTRACT

**1.1** All the Orders must be sent by the Customer in writing to DEA SYSTEM indicating the product code, product and the quantity ordered as well as the Customer's complete, correct and true fiscal data.

The Customer's order is considered as an irrevocable offer which expires after 30 (thirty) days pursuant to Article 1329 of the Italian Civil Code.

The Contract for the sale of DEA SYSTEM products will be taken to be binding once 8 (eight) days have passed from the date the Customer receives the Order Confirmation from DEA SYSTEM (even by fax or e-mail) unless correspondence is received from the Customer during that 8-day period. It is the Customer's responsibility to check the Order Confirmation and to promptly communicate any errors or omissions and to return these Terms and Conditions with the acceptance herein signed.

**1.2** DEA SYSTEM will not be bound by any general terms and conditions of any kind whatsoever in any Orders and/or other documents sent by Customer, unless DEA SYSTEM expressly accepts it in writing.

**1.3** These terms and conditions supersede any terms and conditions referred to, offered or relied on whether written or verbal and whether in negotiation or at any stage in the dealings between the Parties.

## 2. PRODUCTS

**2.1** The range of Products distributed by DEA SYSTEM consists of mechanical Products, electronic Products and their accessories, the manufacture and installation of which are subject to the application of specific standards.

**2.2** The Customer is aware that the goods supplied by DEA SYSTEM consist of mechanical and electronic products and accessories, the manufacture, marketing, installation and handling of which are subject to specific regulations; consequently, their distribution and installation require the intervention of qualified and specialised professionals, who provide the Customer with full information on the technical and operating characteristics of the products, on their correct installation and on safety in use. The Customer is aware that all automated fences fall within the scope of the 'Machinery' Directive, with all the legal consequences for resellers and installers, and with the obligation to keep the product's technical file, maintenance file and declaration of conformity.

**2.3** The innovation, quality and technical nature of these Products require the intervention of specialised and competent professionals, distributors and/or installers, in order not only to fully satisfy end-users, but also to ensure their safety when using the Products. Consequently, DEA SYSTEM only sells the Products to Customers that it has selected in advance according to the qualitative criteria below:

- The Customer must be qualified in the sale or installation of the Products, and as such :

a) Have at least one (1) year's prior experience in the sale and/or installation of goods similar to the Products;

b) Provide the end-user with any support and advice likely to guide his or her choice towards the purchase of the Products best suited to the use envisaged and to reduce the risks of misuse;

c) Be able to provide the most accurate and complete information concerning the Products:

- including current standards applicable to their installation.

- in response to questions asked on this subject by the end user.

- The Customer undertakes to hold a sufficient stock of Products in terms of quantity, ranges and references, to satisfy the normal requests of its customers.

- The Customer must have a workshop enabling it to provide a quality after-sales and repair service for the Products.

- The Customer must make available to its customers, free of charge, a 'customer service' accessible during its opening hours, by telephone, fax, e-mail or any other means of remote communication, in order to answer questions concerning the Products, and in particular their installation or use.

The Customer must comply with the qualitative criteria listed above throughout his relationship with DEA SYSTEM.

**2.4** It is expressly understood that, in view of the above, and in order to ensure the safety of end users in the use of the Products, the Customer is authorised to resell the Products:

- To any professional purchaser, distributor and/or installer, subject however to the latter also having been selected by DEA SYSTEM; in the event of any doubt on this point, the Customer is obliged to contact DEA SYSTEM beforehand.

- To any end user, provided however that he ensures that the installation of these Products is carried out by a professional installer.

## 3. DELIVERY/COLLECTION OF PRODUCTS

**3.1** The terms of delivery are those indicated in the Order Confirmation and the products will be delivered per those agreed terms. DEA SYSTEM does not assume any responsibility for delays in delivery by the carrier. In any case the delivery terms shall not be considered as of essence.

**3.2** In no case shall delays by DEA SYSTEM in the delivery of products confer on the Customer the right to terminate the Contract and/or claim for damages.

The Customer waives any right to make any claim and/or counterclaim howsoever arising in this regard.

**3.3** Delays in delivery of the product caused by a chance event, force majeure and/or any other reason which cannot be ascribed to DEA SYSTEM's fraud and/or gross negligence, shall not entitle the Customer to claim any indemnity and/or damages nor shall it have the right to terminate the Contract or claim a reduction in the price of the supplied products.

Without limitation of the foregoing, force majeure shall be interpreted as including, but not limited to, strikes, union agitations, lock-out, fire, electricity breakdowns, short supply or lack of raw materials, delays in delivery by suppliers, regulation or other governmental order, earthquakes or any other natural disaster, embargo, war or revolution or any other event outside the reasonable control of DEA SYSTEM.

**3.4** In the event of delays by the Customer in collecting the products from DEA SYSTEM, the Customer will be responsible for all warehousing costs whether at the premises of DEA SYSTEM or a third party and all security costs ancillary thereto, notwithstanding the fact that the risk of damage, deterioration, loss and/or theft passes to the Customer from the agreed delivery date. In the event of such delays the Customer shall be obliged, by way of penalty, to pay a further 30% of the price agreed.

The Customer acknowledges that the location and type of warehousing and security in place at the premises of DEA SYSTEM is ideal for the safe storage of the products and shall raise no queries or objections in that regard.

**3.5** DEA SYSTEM reserves the right in the event that products are not collected to issue proceedings against the Customer to protect its rights under the Contract.

## 4. PRICES AND PRICE-LIST

**4.1** All prices are in Euro and do not include VAT.

**4.2** Any variations to the pricelist will be communicated to the Customer by DEA SYSTEM in writing and the new prices will become effective for all transactions following such notification.

**4.3** Unless otherwise agreed, prices are (EX WORKS) INCOTERMS ® 2010 at DEA SYSTEM premises in Piovone Rocchette (Vicenza), Italy, and include standard packaging.

**4.4** If, after concluding the Contract pursuant to Article 1.1, by some extraordinary or unpredictable reason, the performance of the Contract becomes excessively onerous pursuant to Article 1467 of the Italian Civil Code, DEA SYSTEM and the Client shall re-negotiate the Contract, without prejudice to DEA SYSTEM's termination right pursuant to Article 1467, par. 1, of the Italian Civil Code.

## 5. PAYMENTS

**5.1** The terms and mode of payment are those indicated and/or referred in the Order confirmation. Any subsequent request for a change and/or delay in such payments must be agreed in writing with DEA SYSTEM.

Payments made by credit instrument, bills of exchange, bank drafts, cheques, assignments or any other means shall not constitute a novation of the original contractual relationships and they are accepted by DEA SYSTEM subject to clearance of such instruments.

The clearing charge, the discount charge and/or the registration-charge etc., of negotiable instruments, bills of exchange, cheques etc. are borne by the Client. Payments shall be made at DEA SYSTEM's registered office.

**5.2** Lack of payment or delayed payment, even of part of the amount due, entitles DEA SYSTEM to suspend performance of the Contract until all sums due have been paid or acceptable guarantees have been received or to terminate the Contract. DEA SYSTEM reserves its right under the Contract and at Law in such circumstances and in circumstances where the Contract calls for partial delivery of the product or for payment of a deposit before the delivery.

In any case DEA SYSTEM shall be entitled to suspend performance of the Contract or to terminate the Contract should the financial standing or credit worthiness of the Customer be such that it gives rise to a substantial risk of lack of payment and where the Customer has not fully and timely paid for products already delivered by DEA SYSTEM, also with reference to previous sales. In these situations, DEA SYSTEM reserves the right to modify at its sole discretion the dates and methods of payment previously agreed in the Order confirmation.

**5.3** In no case shall defects in the product, even when expressly acknowledged by DEA SYSTEM, or delays in the agreed delivery date, or delays in collection by the Customer, confer on the Customer the right to suspend payments and/or suspend any other obligations it may have under the Contract or under other contracts ("solve et repete" clause).

## **6. RESERVATION OF TITLE**

**6.1** In the case of the deferred or instalment payments, the product remains the property of DEA SYSTEM until full payment has been received; the Customer is obliged to keep the product perfectly safe. The Client authorizes DEA SYSTEM to perform, at the Client's expenses, any formalities for opposing the retention of title towards third parties.

**6.2** Even if only one instalment is missed by the Customer, provided that said instalment exceeds the tolerance limit provided for by the law, DEA SYSTEM shall have the right to terminate the Contract pursuant to Article 1526 of the Italian Civil Code. In any case, the Parties agree that any prior instalment payments shall be retained by DEA SYSTEM as indemnity and fair compensation for the use of the products. DEA SYSTEM further reserves its rights to initiate proceedings for further compensation in such cases.

## **7. WARRANTY, CONTESTATIONS AND RETURNS**

**7.1** Since products such as photocells, remote controls and other accessories undergo more wear and tear than other products, DEA SYSTEM warrants the absence of any vices and/or defects in the abovementioned products for 27 (twenty-seven) months as from the manufacturing date, to be proved by a valid tax document carrying the data of the purchased product and by the label pasted to each product bearing the code and the manufacturing date. On motors and control panels, DEA SYSTEM warrants the absence of any vices and/or defects for 36 (thirty-six) months, 24 (twenty-four) months for TEO 700 and WILL 140 E, as from the manufacturing date printed on the original label.

If the possible Customers' objections as to the existence of vices/defects in the products are well-founded and accepted by DEA SYSTEM in the warranty period, DEA SYSTEM shall repair for free or, at its sole discretion, shall substitute the viced/defective products for manufacturing defects. The warranty does not cover return/shipping costs to be incurred by the Customer for sending and receiving of materials repaired/replaced, according to the agreed delivery terms.

It is agreed that the warranty here above is limited to the vices/defects of the products expressly acknowledged and accepted by DEA SYSTEM, it being understood that any other injury, damage or expense of any nature incurred by the Customer is excluded.

All products that are replaced will remain the property of DEA SYSTEM.

DEA SYSTEM will not take into account complaints about the quality of the products, when the relevant products have been sold as second-standard ones, or under special conditions, or when the relevant products have been repaired by third parties without the prior consent of DEA SYSTEM.

Any claim or dispute arising from a single product will not exempt the Customer from the obligation to collect the remaining amount of products, in accordance with the agreed terms and conditions of delivery.

**7.2** Under penalty of cancellation of the warranty, the Customer shall notify in writing, by registered letter with return receipt, the found vices/defects within and no later than 8 (eight) days as from the delivery date, or, in case of hidden vices/defects, within and no later than 8 (eight) days as from the date of the relevant discovery. The burden of the proof as to the date of the discovery shall be borne by the Customer.

Unless otherwise agreed in writing by the Parties, all other ancillary expenses related to the substitution operations shall be borne by the Customer, who shall also take assume any related risks.

**7.3** The warranty shall be excluded if the vices and/or the defects communicated by the Customer have been determined by the following causes:

**I.** the product has not been installed in accordance with the instruction manual provided by DEA SYSTEM; more precisely, without limitation of the foregoing, DEA SYSTEM shall not be liable in any manner whatsoever for failure to observe the assembly instructions and/or or the electrical connection instructions and/or for failure to observe other specific regulations applicable at the moment of the installation and/or when accessories and mechanical parts of DEA SYSTEM have been installed, used or connected without respecting the intended circuit diagram and the intended types of connection;

**II.** the product is not used in conformity with its intended purpose or its operating limits, as specified by the manufacturer in the technical documentation supplied with the product itself;

**III.** non-original DEA SYSTEM parts have been used for the installation of the motor;

**IV.** failures are due to tampering or improper repairs carried out by unauthorized personnel and/or by professionally unqualified personnel;

**V.** failures are caused by improper use or negligent use;

**VI.** lack of routine maintenance as specified by the manufacturer in the technical documentation supplied with the product itself;

**VII.** external factors such as electric shock, tampering even accidental, bumps and drops even accidental, exposure to moisture or steam, use in extreme thermal or environmental conditions, floods or other natural disasters;

**VIII.** removal or voluntary cancellation of the serial number.

**IX.** storage and/or safekeeping of the products in places and/or with modalities inadequate for their perfect conservation;

**X.** any other cause which cannot be ascribed to DEA SYSTEM.

The repair or replacement of parts during the warranty period does not extend the expiry date of the guarantee. DEA SYSTEM will not award any compensation for the period of inactivity of the product.

**7.4** DEA SYSTEM shall accept, the return of defective products it being understood that the Customer shall bear all expenses and shall be the sole person responsible for the delivery in DEA SYSTEM premises in Piovone Rocchette (Vicenza, Italy), Via della Tecnica no. 6, and provided that DEA SYSTEM previously authorizes the same delivery by agreeing on the return method; in case of non-compliance, the returned products will be rejected.

Returned goods shall carry the corresponding DEA SYSTEM form properly filled in with item code, manufacturing date and a short description of each product failure.

## **8. LIMITATION OF LIABILITY**

**8.1** In no circumstances shall DEA SYSTEM be liable towards the Client or third parties for any damages, whether direct or indirect, to anyone or anything (including animals) attributed to the utilisation of the product for a purpose inappropriate to its original purpose and/or capacity, and/or when the product is used beyond its maximum load, or when the interruption of the product's use is forced, as well as when the damage is a consequence of the non-compliance to any provisions set out in the instruction manual, with particular reference to the installation, usage and safety warnings.

**8.2** Without prejudice of Article 20, DEA SYSTEM draws the attention of the Customer to its obligations under the applicable law and in particular the obligations it has under Health and Safety legislation. DEA SYSTEM shall not have any responsibility in relation thereto nor shall it be liable in any way for any damage caused to anyone or anything (including animals) attributed to the incorrect and/or insufficient information to the final customer with reference to the technical features, the instruction manual, the installation, the usage, the maintenance, the safety warnings of the resold products.

## **9. PROHIBITION TO TRANSFER TO THIRD PARTIES**

**9.1** The Customer does not have the right to re-sell, and/or transfer the product to third parties and/or give the product as guarantee without first having paid the entire price due to DEA SYSTEM.

**9.2** Should the delivered products be affected by possible enforcement measures taken by third parties, notwithstanding their proper names, the Customer shall immediately communicate it to DEA SYSTEM by registered letter. Lacking said communication, DEA SYSTEM shall have the right to terminate the Contract with immediate effect, retaining the amounts already paid as a penalty and without prejudice to DEA SYSTEM 's right to claim for further damages.

## **10. TRADEMARK AND INTELLECTUAL PROPERTY RIGHTS**

**10.1** The marketed products bear the registered trademark DEA SYSTEM®. DEA SYSTEM expressly prohibits the Customer to use/exploit/market the trademark for purposes other than this contract, except when previously authorized in writing by DEA SYSTEM. For the same reason, DEA SYSTEM reserves the right to inhibit the use of the trademark in case of violation of this prohibition and/or in case of lacking payment of the price by the Customer, and in any other case in which the Customer's use is illegal, both in off-line and/or on-line modalities.

**10.2** DEA SYSTEM is the proprietor of all the technical and operational information, as well as of any information relating to the product, which is intended to be used only for the execution of this Contract. For this reason, DEA SYSTEM prohibits the relevant dissemination to third parties.

**10.3** The Customer who has become aware of any counterfeiting, imitation, illegal/wrong use of the trademark and/or of the commercial names shall immediately communicate it to DEA SYSTEM.

## 11. TAXES AND DUTIES

Any taxes, tariffs, duties, customs, fees, tolls, licenses, authorizations, leaves and/or other fiscal and/or customs and/or administrative burdens, notwithstanding their names, provided for by the law of the Country in which the products are imported and/or by the law of the Country in which the products will be resold, are completely and exclusively borne by the Customer, without prejudice to the provisions of the agreed term.

## 12. RE-SALE OF THE PRODUCT

**12.1** Without prejudice to the Customer's contractual freedom, DEA SYSTEM suggests that the Customer uses the recommended retail price contained in the DEA SYSTEM price list.

**12.2** Due to the technical and operational features of the products and to the installation/maintenance/safety provisions, DEA SYSTEM draws the Customer attention to the need to ascertain that the third parties operating on the product have the adequate professional qualification. If the Customer fails in this responsibility, DEA SYSTEM shall not be responsible for any claim howsoever arising either from the Customer or a third party.

## 13. EXTRA

Any extras subsequently ordered will be subject to these terms and conditions. The modalities of delivery of extras shall be as agreed between DEA SYSTEM and the Customer.

## 14. NO ASSIGNMENT OF CONTRACT

This Contract shall not be assigned by the Customer in whole or in part without the prior written consent of DEA SYSTEM. DEA SYSTEM reserves the right to assign this Contract in whole or in part on prior notification to the Customer.

## 15. LANGUAGE

These terms and conditions are in the Italian language, which is the sole binding text. In the event of same being translated into another language, the translation is for indicative purposes only and shall have no legal effect.

## 16. WAIVER

In any instance in which DEA SYSTEM either does not enforce or does not insist on strict compliance with one or more clauses of the Contract, this shall not be interpreted as a general waiver to said rights and shall not prevent DEA SYSTEM from subsequently relying on the punctual and strict compliance therewith.

## 17. SEVERIBILITY

The possible invalidity or ineffectiveness of any provisions of these General Conditions of Sale, for any reason whatsoever, shall not imply the invalidity of the entire Contract nor the invalidity of any other contractual provisions which are non directly linked to and/or dependent on the clause to be held null or ineffective.

## 18. EXCLUSIVE JURISDICTION

For any dispute related to the interpretation, execution and/or termination of the Contract the sole competent court shall be exclusively the Court of Vicenza (Italy). Notwithstanding the above, DEA SYSTEM shall have the right to start any legal proceedings, included preventive or provisional proceedings, before the Court of the place where the Customer has its domicile pursuant to Article 63 of the EU Regulation No 1215/2012 of 12 December 2012 on jurisdiction and the recognition and enforcement of judgments in civil and commercial matters and subsequent amendments.

## 19. APPLICABLE LAW

The Italian law is applicable to the present Contract, it being understood that the application of the United Nations Convention on the International Sale of Goods (Vienna Convention 11th April 1980) is in any case excluded.

## 20. QUALITY SYSTEM – TECHNICAL RULES

**20.1** The Customer is aware that the goods marketed by DEA SYSTEM consist in mechanical/electronic products and their accessories and that the relevant manufacturing, marketing, installation and maintenance are ruled by specific provisions; therefore, their distribution and installation requires the assistance of qualified and expert professionals, who can provide to the final customer a complete set of information on the technical and operational features of the products, their correct installation and safety measures (in particular, reference is made to the provisions UNI EN 12453 "Industrial Commercial and garage doors and gates - product standard" and UNI EN 12445 "Industrial Commercial and garage doors and gates – safety in use of power operated doors", and to the European directives as well). The Customer is aware that all automatic locking devices fall within the scope of application of the "Machinery" Directive, with any corresponding obligations for resellers and installers and with the obligation to keep the technical documentation file of the product, to carry out the maintenance and with reference to the EC declaration of conformity.

**20.2** As a consequence of the provision under Article 20.1 above, the Customer must be a qualified seller/installer of the products and he or she must therefore:

- have a past experience of at least 1 (one) year in the sale and/or installation of products similar to the products of DEA SYSTEM;
- provide to the final customer a consultancy service in order to guide the choice towards the most adequate product, taking into consideration the intended use of the product itself, in order to reduce the risk of an improper use;
- be able to provide the final customer with the most accurate and complete information about the products – included the provisions regulating the installation – in relation to the questions raised by the final customer.

It is expressly understood that, in the light of the above and in order to ensure the safety of the final users/customers with respect to the products of DEA SYSTEM, the Customer is authorized to sell the products to the following categories:

- to any professional buyer, distributor and/or installer, provided that said professional has already been selected also by DEA SYSTEM or provided that DEA SYSTEM has previously given its consent;
- to any final customer, provided that it has been previously and duly verified that the installation of the DEA SYSTEM products is carried out by a professional installer.

Acceptance. The Customer hereby declares to have carefully read the above General Terms and Conditions of Sale, and to expressly approve any and all of them, without any exception whatsoever.

(Place and Date) \_\_\_\_\_

The Customer \_\_\_\_\_  
(signature and stamp)

Unconscionable Clauses. In particular, pursuant to Articles 1341 and 1342 of the Italian Civil Code, the Customer declares to have carefully read and to expressly approve each of the following unconscionable clauses: art. 1.1 (8 days after the date on the Order Confirmation, the Order Confirmation cannot be modified - irrevocable offer made by the Customer); art. 3.1 (limitation of DEA SYSTEM's liability in case of delays in the delivery of the products due to the carrier); art. 3.2 (limitation of the Customer's right to make any claim and/or counterclaim); art. 3.3 (limitation of DEA SYSTEM's liability in case of delays in the delivery of the products determined by a chance event and/or force majeure – limitation of the Customer's right to make any claim and/or counterclaim); art. 3.4 (storage of the products in case of delay by the Customer in the products' collecting and assumption of related risks; limitation of the Customer's right to make any claim and/or

counterclaim; penalty clause); art. 3.5 (non-collection of the products by the Customer); art. 4.2 (DEA SYSTEM's right to modify the prices); art. 4.4 (excessively onerous performance and DEA SYSTEM's termination right); art. 5.2 (DEA SYSTEM's right to suspend the performance of the Contract and/or termination right – right to modify the terms and conditions of payment indicated in the Order Confirmation); art. 5.3 ("solve et repete" clause); art. 5.1 (reservation of title); art. 6.2 (DEA SYSTEM's rights in case Customer fails to pay an instalment of the price not inferior to the tolerance limit – DEA SYSTEM's right to retain the paid amount); art. 7.1 (limitation of DEA SYSTEM's liability); art. 6.2 (cancellation of the warranty); art. 7.3 (limitation of DEA SYSTEM's liability); art. 7.4 (returned products); art. 8.1 (limitation of DEA SYSTEM's liability); art. 8.2 (limitation of DEA SYSTEM's liability); art. 9.1 (prohibition to transfer to third parties); art. 9.2 (DEA SYSTEM's termination right and DEA SYSTEM's right to retain the installments already paid); art. 9.1 (prohibition to use the trademark); art. 11.2 (limitation of DEA SYSTEM's liability); art. 14 (prohibition for the Customer as to the assignment of the contract); art. 18 (exclusive court and DEA SYSTEM's right to start a legal proceedings before the Court of the Customer's domicile); art. 20.1 (technical rules); art. 20.2 (quality system).

(Place and Date) \_\_\_\_\_

The Customer \_\_\_\_\_  
(signature and stamp)



# HEADQUARTER

## DEA SYSTEM S.P.A.

Via della Tecnica, 6 - 36013 Piovene Rocchette (VI) - ITALY  
☎ + 39.0445.55.07.89 - 📠 + 39.0445.55.02.65  
info@deasystem.com - www.deasystem.com

# INTERNATIONAL SUBSIDIARIES

## FRANCE

### > HEAD OFFICE

#### DEA SYSTEM S.A.R.L.

220, rue Ferdinand Perrier - Parc Annapurna - 69800 Saint Priest - FRANCE  
☎ + 33.(0)4.78.90.32.04  
contact@deafrance.fr - www.deasystem.fr

#### DEA ATLANTIQUE Sarl – AGENCE NORD OUEST

☎ +33.4.78.90.32.04  
atlantique@deafrance.fr - www.deasystem.fr

#### DEA SYSTEM S.A.R.L. – AGENCE LANGUEDOC-ROUSSILLON

276, rue Jean Baptiste Calvignac - ZAE la biste 2  
34670 Baillargues - France  
☎ +33.(0)4 99 74 56 47  
agence-lr@deafrance.fr - www.deasystem.fr

#### DEA SYSTEM FRANCE GRAND SUD SAS

17, rue Odette Jasse - 13015 Marseille  
☎ + 33.(0)4.84.25.33.33 - 📠 + 33.(0)4.91.98.53.84  
contact@dea-system.fr - www.deasystem.fr

#### DEA SUD-OUEST SAS

6, Chemin du Chapitre - Z.I. Thibaud - 31100 Toulouse - France  
☎ + 33.(0)5.62.48.80.40 - 📠 + 33.(0)5.62.48.97.65  
agence.toulouse@deasudouest.fr - www.deasudouest.fr

#### DEA SUD-OUEST SAS - AGENCE AQUITAINE

2, rue Gaspard Monge - Z.I. Bersol - 33600 Pessac - France  
☎ + 33.(0)5.57.02.09.29 - 📠 + 33.(0)5.57.93.05.23  
agence.aquitaine@deasudouest.fr - www.dea-aquitaine.fr

## UNITED KINGDOM

### > HEAD OFFICE

#### DEA System UK & IRE

Sandholes Road - Cookstown - Co. Tyrone  
BT80 9AR - IRELAND  
☎ + 44 (0)28 8676 6476 - 📠 + 44 (0)28 8676 2414  
info@deasystem.net - www.deasystem.net

#### DEA System UK & IRE

Unit 29-31 - The IO Centre - Hearle Way - Hatfield - Hertfordshire  
AL10 9EW - UK  
☎ + 44 (0)1707 246 599  
contact@deasystem.net - www.deasystem.net

## GERMANY

#### DEA Torantriebe GmbH

Sattlerstraße, 7 - D-85229 Markt Indersdorf  
☎ +49.8136 8089161 - 📠 +49.8136 8089163  
info@dea-torantriebe.de - www.dea-torantriebe.de

## POLAND

#### DEA POLSKA Sp. z o.o.

Adama Mickiewicza 35 - 32-650 Kęty - Woj. Małopolskie - POLAND  
☎ + 48.33.432.26.60  
biuro@deapolska.pl - www.deasystem.pl

## PORTUGAL

#### DEA PORTUGAL L.D.A.

Zona Industrial de Mundão, Lote 22 – A1 - 3505-459 Viseu - PORTUGAL  
☎ + 351.232.458.377  
info@deasystem.pt - www.deasystem.pt

## BELARUS RUSSIA & CIS COUNTRIES

#### DEA SYSTEM C.I.S.

220099 г. Минск, ул. Казинца 25А, Беларусь  
☎ +375 (17) 395-86-30  
info@deasystem.by - www.deacis.ru

## SPAIN

#### DEA SYSTEM S.L.

C/ Indústria, 20 - 08184 Palau - Solità i Plegamans - Barcelona - SPAIN  
☎ + 34.902.33.00.32 - 📠 + 34.93.866.76.53  
deasystem@deasystem.es - www.deasystem.es

## AUSTRALIA

#### DEA AUTOMATION AUSTRALIA PTY LIMITED

Unit 36, 20-28 Maddox Street - ALEXANDRIA NSW 2015 - AUSTRALIA  
☎ (+61) 1300 690 109  
info@deasystem.com.au - www.deasystem.com.au

# DEA®



move as you like



**Branches >** Italia, France, United Kingdom, Ireland, España, Portugal, Polska, Deutschland, Беларусь, Australia

[deasystem.com](http://deasystem.com)

**DEA SYSTEM S.p.A.**

Via della Tecnica, 6 - 36013 Piovene Rocchette (VI) - ITALY

☎ + 39.0445.55.07.89 - 📠 + 39.0445.55.02.65

✉ [info@deasystem.com](mailto:info@deasystem.com) - [www.deasystem.com](http://www.deasystem.com)

